

## KRI-KRI MILK INDUSTRY SA EUR0.38

ISIN: **GRS469003024** WKN: -

## Overview

2024/06/14 08:10:23

Price  
10.50 EURDifference  0.00% (0.00)

## General attributes

ISIN	GRS469003024
Symbol	KRI
Exchange	Stuttgart
Currency	EUR
Sector	Consumer Products
Security type	Stock
Market cap (m)	347 EUR
Benchmark	GREECE

## Market data

Bid (Bid size)	- (0)
Ask (Ask size)	- (0)
Open	10.50 EUR
High	10.50 EUR
Low	10.50 EUR
Close (prev. day)	10.50 EUR
VWAP	-
Volume (pcs)	0
Trading volume	0.00
Number of trades	1
Last size	0

## Futures and Options





Related Futures	-
Related Options	-

5y



Information about previous performance does not guarantee future performance.  
Source: FactSet

## Recent research

on sector		on market	
Date		Headline	Download
2024/06/14		Global Equity Ratings	
2024/06/14		Aktienempfehlungen Global	
2024/06/11		Aktienempfehlungen Österreich	
2024/05/29		Global Equity Ratings	
2024/05/29		Aktienempfehlungen Global	

## Details

2024/06/14 08:10:23

## Price

10.50 EUR

Difference ➔ 0.00% (0.00)

## General attributes

ISIN	GRS469003024
Symbol	KRI
Exchange	Stuttgart
Currency	EUR
Sector	Consumer Products
Security type	Stock
Market cap (m)	347 EUR
Benchmark	GREECE

## Market data

Bid (Bid size)	- (0)
Ask (Ask size)	- (0)
Open	10.50 EUR
High	10.50 EUR
Low	10.50 EUR
Close (prev. day)	10.50 EUR
VWAP	-
Volume (pcs)	0
Trading volume	0.00
Number of trades	1
Last size	0

## Performance and Risk

	6m	1y	3y
Perf (%)	+17.19%	-	-
Perf (abs.)	+1.54	-	-
Beta	0.35	0.34	0.45
Volatility	55.08	-	-

5y



Information about previous performance does not guarantee future performance.  
Source: FactSet

## Price data

Ø price 5 days   Ø volume 5 days (pcs.)	10.51 EUR (0)
Ø price 30 days   Ø volume 30 days (pcs.)	10.73 EUR (93)
Ø price 100 days   Ø volume 100 days (pcs.)	10.49 EUR (61)
Ø price 250 days   Ø volume 250 days (pcs.)	9.09 EUR (25)
YTD High   date	12.60 EUR (2024/03/18)
YTD Low   date	9.08 EUR (2024/01/02)
52 Weeks High   date	- EUR (-)
52 Weeks Low   date	- EUR (-)

## Arbitrage views

Exchange <span>⊕</span>	Date	Time	Price	Trading volume (mio.)	Number of trades
Stuttgart	2024/06/14	08:10	10.50 EUR	0.00	1
Munich	2024/06/14	08:05	10.85 EUR	0.00	1
London Stock Exchange	2022/11/14	15:58	5.76 EUR	0.00	1
Frankfurt	2024/06/14	15:43	10.80 EUR	0.01	4
Duesseldorf	2024/06/14	08:12	10.65 EUR	0.00	3

	14						
Athens Stock Exchange	2024/06/14	16:09	10.50	EUR	0.21		74

## Company profile

### Company Logo

#### Contact Details

KRI KRI

--

----

Telefon: -

Fax: -

E-mail: -

### Company Profile

-