

## ALSTOM S.A. FUTURE (AOMJ) - EUX/202407

2024/06/10 18:32:11

Price  
**17.7242** EURDifference  -0.10% (-0.02)

## General attributes

|               |           |
|---------------|-----------|
| Symbol        | AOMJN24   |
| Exchange      | Eurex     |
| Currency      | EUR       |
| Security type | Future    |
| Underlying    | ALSTOM SA |
| Maturity      | 07-2024   |
| Contract size | 106       |

## Market data

|                         |                   |
|-------------------------|-------------------|
| Bid (Bid size)          | - EUR (-)         |
| Ask (Ask size)          | - EUR (-)         |
| Open                    | 17.7242 EUR       |
| High                    | 17.7242 EUR       |
| Low                     | 17.7242 EUR       |
| Close (prev. day)       | 17.7423 EUR       |
| Underlying              | ALSTOM SA         |
| Underlying price (date) | 16.855 (24/06/11) |
| Settlement price (date) | 17.72 (24/06/10)  |
| Open Interest           | 0                 |

## Performance and Risk

|             | 6m      | 1y | 3y |
|-------------|---------|----|----|
| Perf (%)    | +48.00% | -  | -  |
| Perf (abs.) | +5.75   | -  | -  |
| Beta        | -       | -  | -  |
| Volatility  | 44.12   | -  | -  |

## Futures and Options

|                 |   |
|-----------------|---|
| Related Futures | - |
| Related Options | - |













5y

Information about previous performance does not guarantee future performance.  
Source: FactSet

## Price data

|   |                          |
|---|--------------------------|
| Ø price 5 days   Ø volume 5 days (pcs.)     | 17.7362 EUR (0)          |
| Ø price 30 days   Ø volume 30 days (pcs.)   | 17.5802 EUR (0)          |
| Ø price 100 days   Ø volume 100 days (pcs.) | 14.2991 EUR (0)          |
| Ø price 250 days   Ø volume 250 days (pcs.) | - EUR (-)                |
| YTD High   date                             | 19.7892 EUR (2024/05/27) |
| YTD Low   date                              | 11.1823 EUR (2024/01/19) |
| 52 Weeks High   date                        | - EUR (-)                |
| 52 Weeks Low   date                         | - EUR (-)                |

## Recent Research

| on underlying | on sector   | on market                 |   |
|---------------|---|---------------------------|---|
| Date          |   | Headline                  | Download  |
| 2022/05/04    |  | Global Equity Ratings     |  |
| 2022/05/04    |  | Aktienempfehlungen Global |  |
| 2022/04/27    |  | Global Equity Ratings     |  |
| 2022/04/27    |  | Aktienempfehlungen Global |  |
| 2022/04/14    |  | Global Equity Ratings     |  |