

ALSTOM S.A. FUTURE (AOMJ) - EUX/202407

2024/05/02 18:23:07

Price
15.6749 EURDifference  4.48% (0.67)

General attributes

| | |
|---------------|-----------|
| Symbol | AOMJN24 |
| Exchange | Eurex |
| Currency | EUR |
| Security type | Future |
| Underlying | ALSTOM SA |
| Maturity | 07-2024 |
| Contract size | 100 |

Market data

| | |
|-------------------------|-------------------|
| Bid (Bid size) | - EUR (-) |
| Ask (Ask size) | - EUR (-) |
| Open | 15.6749 EUR |
| High | 15.6749 EUR |
| Low | 15.6749 EUR |
| Close (prev. day) | 15.0025 EUR |
| Underlying | ALSTOM SA |
| Underlying price (date) | 15.545 (24/05/02) |
| Settlement price (date) | 15.67 (24/05/02) |
| Open Interest | 0 |

Performance and Risk

| | 6m | 1y | 3y |
|-------------|---------|----|----|
| Perf (%) | +15.23% | - | - |
| Perf (abs.) | +2.07 | - | - |
| Beta | - | - | - |
| Volatility | 49.34 | - | - |

Futures and Options

| | |
|-----------------|---|
| Related Futures | - |
| Related Options | - |













Information about previous performance does not guarantee future performance.
Source: FactSet

Price data

| | |
|---|--------------------------|
| Ø price 5 days Ø volume 5 days (pcs.) | 15.3115 EUR (0) |
| Ø price 30 days Ø volume 30 days (pcs.) | 14.5293 EUR (0) |
| Ø price 100 days Ø volume 100 days (pcs.) | 12.7243 EUR (0) |
| Ø price 250 days Ø volume 250 days (pcs.) | - EUR (-) |
| YTD High date | 15.6749 EUR (2024/05/02) |
| YTD Low date | 11.1823 EUR (2024/01/19) |
| 52 Weeks High date | - EUR (-) |
| 52 Weeks Low date | - EUR (-) |

Recent Research

| on underlying | on sector | on market | |
|---------------|---|---------------------------|---|
| Date | | Headline | Download |
| 2022/05/04 |  | Global Equity Ratings |  |
| 2022/05/04 |  | Aktienempfehlungen Global |  |
| 2022/04/27 |  | Global Equity Ratings |  |
| 2022/04/27 |  | Aktienempfehlungen Global |  |
| 2022/04/14 |  | Global Equity Ratings |  |