

APPLE INC. FUTURE (AAPH) - EUX/202407

2024/07/17 18:45:11

Price
228.7797 USD

Difference  **-2.23% (-5.21)**

General attributes

Symbol	AAPHN24
Exchange	Eurex
Currency	USD
Security type	Future
Underlying	APPLE INC
Maturity	07-2024
Contract size	100

Market data

Bid (Bid size)	- USD (-)
Ask (Ask size)	- USD (-)
Open	228.7797 USD
High	228.7797 USD
Low	228.7797 USD
Close (prev. day)	233.9946 USD
Underlying	APPLE INC
Underlying price (date)	228.88 (24/07/17)
Settlement price (date)	228.78 (24/07/17)
Open Interest	0

Performance and Risk

	6m	1y	3y
Perf (%)	+22.80%	+12.59%	-
Perf (abs.)	+42.48	+25.57	-
Beta	-	-	-
Volatility	23.81	22.12	-

Futures and Options

Related Futures	-
Related Options	-

5y












Information about previous performance does not guarantee future performance.
Source: FactSet

Price data

Ø price 5 days Ø volume 5 days (pcs.)	231.3176 USD (0)
Ø price 30 days Ø volume 30 days (pcs.)	217.5959 USD (0)
Ø price 100 days Ø volume 100 days (pcs.)	191.3675 USD (0)
Ø price 250 days Ø volume 250 days (pcs.)	190.8796 USD (0)
YTD High date	235.3192 USD (2024/07/15)
YTD Low date	167.0172 USD (2024/04/19)
52 Weeks High date	235.3192 USD (2024/07/15)
52 Weeks Low date	56.1408 USD (2023/12/14)

Recent Research

on underlying	on sector	on market	
Date		Headline	Download
2024/07/15		Aktienempfehlungen Global	
2024/07/12		Global Equity Ratings	
2024/06/21		Global Equity Ratings	
2024/06/21		Aktienempfehlungen Global	
2024/06/14		Global Equity Ratings	