

APPLE INC. FUTURE (AAPH) - EUX/202407

2024/07/17 18:45:11

Price
228.7797 USD

Difference  **-2.23% (-5.21)**

General attributes

| | |
|---------------|-----------|
| Symbol | AAPHN24 |
| Exchange | Eurex |
| Currency | USD |
| Security type | Future |
| Underlying | APPLE INC |
| Maturity | 07-2024 |
| Contract size | 100 |

Market data

| | |
|-------------------------|-------------------|
| Bid (Bid size) | - USD (-) |
| Ask (Ask size) | - USD (-) |
| Open | 228.7797 USD |
| High | 228.7797 USD |
| Low | 228.7797 USD |
| Close (prev. day) | 233.9946 USD |
| Underlying | APPLE INC |
| Underlying price (date) | 228.88 (24/07/17) |
| Settlement price (date) | 228.78 (24/07/17) |
| Open Interest | 0 |

Performance and Risk

| | 6m | 1y | 3y |
|-------------|---------|---------|----|
| Perf (%) | +24.39% | +16.72% | - |
| Perf (abs.) | +45.88 | +33.52 | - |
| Beta | - | - | - |
| Volatility | 24.07 | 22.00 | - |

Futures and Options

| | |
|-----------------|---|
| Related Futures | - |
| Related Options | - |

5y













Information about previous performance does not guarantee future performance.
Source: FactSet

Price data

| | |
|---|---------------------------|
| Ø price 5 days Ø volume 5 days (pcs.) | 231.8422 USD (0) |
| Ø price 30 days Ø volume 30 days (pcs.) | 216.5774 USD (0) |
| Ø price 100 days Ø volume 100 days (pcs.) | 190.9472 USD (0) |
| Ø price 250 days Ø volume 250 days (pcs.) | 190.7818 USD (0) |
| YTD High date | 235.3192 USD (2024/07/15) |
| YTD Low date | 167.0172 USD (2024/04/19) |
| 52 Weeks High date | 235.3192 USD (2024/07/15) |
| 52 Weeks Low date | 56.1408 USD (2023/12/14) |

Recent Research

| on underlying | on sector | on market | |
|---------------|---|---------------------------|---|
| Date | | Headline | Download |
| 2024/07/15 |  | Aktienempfehlungen Global |  |
| 2024/07/12 |  | Global Equity Ratings |  |
| 2024/06/21 |  | Global Equity Ratings |  |
| 2024/06/21 |  | Aktienempfehlungen Global |  |
| 2024/06/14 |  | Global Equity Ratings |  |