

RIO TINTO PLC FUTURE (RIOJ) - EUX/202407

2024/07/16 18:51:02

Price
5,073.1793 GBP

Difference  -2.34% (-121.79)

General attributes

Symbol	RIOJN24
Exchange	Eurex
Currency	GBP
Security type	Future
Underlying	RIO TINTO ORD GBP0.10
Maturity	07-2024
Contract size	1,000

Market data

Bid (Bid size)	- GBP (-)
Ask (Ask size)	- GBP (-)
Open	5,073.1793 GBP
High	5,073.1793 GBP
Low	5,073.1793 GBP
Close (prev. day)	5,194.9717 GBP
Underlying	RIO TINTO ORD GBP0.10
Underlying price (date)	5,071.00 (24/07/16)
Settlement price (date)	5,073.18 (24/07/16)
Open Interest	0

Performance and Risk

	6m	1y	3y
Perf (%)	-3.85%	-0.57%	-
Perf (abs.)	-208.02	-29.78	-
Beta	-	-	-
Volatility	21.83	22.73	-

Futures and Options

Related Futures	-
Related Options	-

5y












Information about previous performance does not guarantee future performance.
Source: FactSet

Price data

Ø price 5 days Ø volume 5 days (pcs.)	5,234.5155 GBP (0)
Ø price 30 days Ø volume 30 days (pcs.)	5,275.1056 GBP (0)
Ø price 100 days Ø volume 100 days (pcs.)	5,311.2306 GBP (0)
Ø price 250 days Ø volume 250 days (pcs.)	5,291.4613 GBP (0)
YTD High date	5,885.0758 GBP (2024/01/02)
YTD Low date	4,903.7483 GBP (2024/03/11)
52 Weeks High date	5,885.0758 GBP (2024/01/02)
52 Weeks Low date	4,654.9210 GBP (2023/08/16)

Recent Research

on underlying		on sector	
Date		Headline	Download
2024/07/15		Aktienempfehlungen Global	
2024/07/12		Global Equity Ratings	
2024/06/21		Global Equity Ratings	
2024/06/21		Aktienempfehlungen Global	
2024/06/14		Global Equity Ratings	