


SAP SE FUTURE (SAPJ) - EUX/202407

2024/07/17 18:46:14

Price
183.3005 EUR

Difference  **-2.13% (-3.98)**

General attributes

Symbol	SAPJN24
Exchange	Eurex
Currency	EUR
Security type	Future
Underlying	SAP SE
Maturity	07-2024
Contract size	100

Market data

Bid (Bid size)	- EUR (-)
Ask (Ask size)	- EUR (-)
Open	183.3005 EUR
High	183.3005 EUR
Low	183.3005 EUR
Close (prev. day)	187.2821 EUR
Underlying	SAP SE
Underlying price (date)	183.26 (24/07/17)
Settlement price (date)	183.30 (24/07/17)
Open Interest	0

Performance and Risk

	6m	1y	3y
Perf (%)	+25.74%	+39.04%	-
Perf (abs.)	+37.52	+51.46	-
Beta	-	-	-
Volatility	24.80	22.48	-

Futures and Options

Related Futures	-
Related Options	-












Information about previous performance does not guarantee future performance.
 Source: FactSet

Price data

Ø price 5 days Ø volume 5 days (pcs.)	186.7874 EUR (0)
Ø price 30 days Ø volume 30 days (pcs.)	183.1414 EUR (0)
Ø price 100 days Ø volume 100 days (pcs.)	177.3094 EUR (0)
Ø price 250 days Ø volume 250 days (pcs.)	154.2740 EUR (0)
YTD High date	189.9593 EUR (2024/06/28)
YTD Low date	137.4725 EUR (2024/01/04)
52 Weeks High date	189.9593 EUR (2024/06/28)
52 Weeks Low date	122.2873 EUR (2023/07/26)

Recent Research

on underlying on sector on market			
Date		Headline	Download
2024/07/15		Aktienempfehlungen Global	
2024/07/12		Global Equity Ratings	
2024/06/21		Global Equity Ratings	
2024/06/21		Aktienempfehlungen Global	
2024/06/14		Global Equity Ratings	