

SAP SE FUTURE (SAPJ) - EUX/202407

2024/07/16 18:51:03

Price
187.2821 EUR

Difference  **-0.30% (-0.56)**

General attributes

Symbol	SAPJN24
Exchange	Eurex
Currency	EUR
Security type	Future
Underlying	SAP SE
Maturity	07-2024
Contract size	100

Market data

Bid (Bid size)	- EUR (-)
Ask (Ask size)	- EUR (-)
Open	187.2821 EUR
High	187.2821 EUR
Low	187.2821 EUR
Close (prev. day)	187.8431 EUR
Underlying	SAP SE
Underlying price (date)	187.22 (24/07/16)
Settlement price (date)	187.28 (24/07/16)
Open Interest	0

Performance and Risk

	6m	1y	3y
Perf (%)	+29.05%	+42.09%	-
Perf (abs.)	+42.29	+55.64	-
Beta	-	-	-
Volatility	24.66	22.40	-

Futures and Options

Related Futures	-
Related Options	-













Information about previous performance does not guarantee future performance.
Source: FactSet

Price data

Ø price 5 days Ø volume 5 days (pcs.)	186.8608 EUR (0)
Ø price 30 days Ø volume 30 days (pcs.)	182.1780 EUR (0)
Ø price 100 days Ø volume 100 days (pcs.)	176.9895 EUR (0)
Ø price 250 days Ø volume 250 days (pcs.)	153.7763 EUR (0)
YTD High date	189.9593 EUR (2024/06/28)
YTD Low date	137.4725 EUR (2024/01/04)
52 Weeks High date	189.9593 EUR (2024/06/28)
52 Weeks Low date	122.2873 EUR (2023/07/26)

Recent Research

on underlying	on sector	on market	
Date		Headline	Download
2024/07/15		Aktienempfehlungen Global	
2024/07/12		Global Equity Ratings	
2024/06/21		Global Equity Ratings	
2024/06/21		Aktienempfehlungen Global	
2024/06/14		Global Equity Ratings	

5y