


SAP SE FUTURE (SAPJ) - EUX/202407

2024/06/10 18:33:11

Price
177.5876 EUR

Difference  **-0.34% (-0.60)**

General attributes

Symbol	SAPJN24
Exchange	Eurex
Currency	EUR
Security type	Future
Underlying	SAP SE
Maturity	07-2024
Contract size	100

Market data

Bid (Bid size)	- EUR (-)
Ask (Ask size)	- EUR (-)
Open	177.5876 EUR
High	177.5876 EUR
Low	177.5876 EUR
Close (prev. day)	178.1893 EUR
Underlying	SAP SE
Underlying price (date)	176.82 (24/06/10)
Settlement price (date)	177.59 (24/06/10)
Open Interest	0

Performance and Risk

	6m	1y	3y
Perf (%)	+19.74%	-	-
Perf (abs.)	+29.38	-	-
Beta	-	-	-
Volatility	24.19	-	-

Futures and Options

Related Futures	-
Related Options	-












Information about previous performance does not guarantee future performance.
 Source: FactSet

Price data

Ø price 5 days Ø volume 5 days (pcs.)	173.4891 EUR (0)
Ø price 30 days Ø volume 30 days (pcs.)	175.0892 EUR (0)
Ø price 100 days Ø volume 100 days (pcs.)	171.4091 EUR (0)
Ø price 250 days Ø volume 250 days (pcs.)	- EUR (-)
YTD High date	182.9429 EUR (2024/03/26)
YTD Low date	137.4725 EUR (2024/01/04)
52 Weeks High date	- EUR (-)
52 Weeks Low date	- EUR (-)

Recent Research

on underlying on sector on market			
Date		Headline	Download
2024/05/29		Global Equity Ratings	
2024/05/29		Aktienempfehlungen Global	
2024/04/26		Global Equity Ratings	
2024/04/26		Aktienempfehlungen Global	
2024/04/03		Global Equity Ratings	