


# SAP SE FUTURE (SAPJ) - EUX/202407

2024/04/29 18:33:27

**Price**  
**170.9808** EUR

**Difference**  **-1.54% (-2.67)**

**General attributes**

Symbol	SAPJN24
Exchange	Eurex
Currency	EUR
Security type	Future
Underlying	SAP SE
Maturity	07-2024
Contract size	100

**Market data**

Bid (Bid size)	- EUR (-)
Ask (Ask size)	- EUR (-)
Open	170.9808 EUR
High	170.9808 EUR
Low	170.9808 EUR
Close (prev. day)	173.6475 EUR
Underlying	SAP SE
Underlying price (date)	170.82 (24/04/30)
Settlement price (date)	170.98 (24/04/29)
Open Interest	0

**Performance and Risk**

	6m	1y	3y
Perf (%)	+34.64%	-	-
Perf (abs.)	+43.99	-	-
Beta	-	-	-
Volatility	22.49	-	-

**Futures and Options**

Related Futures	-
Related Options	-












Information about previous performance does not guarantee future performance.  
 Source: FactSet

**Price data**

Ø price 5 days   Ø volume 5 days (pcs.)	172.8610 EUR (0)
Ø price 30 days   Ø volume 30 days (pcs.)	174.3425 EUR (0)
Ø price 100 days   Ø volume 100 days (pcs.)	162.4455 EUR (0)
Ø price 250 days   Ø volume 250 days (pcs.)	- EUR (-)
YTD High   date	182.9429 EUR (2024/03/26)
YTD Low   date	137.4725 EUR (2024/01/04)
52 Weeks High   date	- EUR (-)
52 Weeks Low   date	- EUR (-)

**Recent Research**

on underlying	on sector	on market	
Date		Headline	Download
2024/04/26		Global Equity Ratings	
2024/04/26		Aktienempfehlungen Global	
2024/04/03		Global Equity Ratings	
2024/04/03		Aktienempfehlungen Global	
2024/03/13		Global Equity Ratings	