

CONTINENTAL AG FUTURE (CONI) - EUX/202407

2024/07/16 18:50:06

Price
58.5194 EUR

Difference  0.13% (0.07)

General attributes

Symbol	CONIN24
Exchange	Eurex
Currency	EUR
Security type	Future
Underlying	CONTINENTAL AG
Maturity	07-2024
Contract size	100

Market data

Bid (Bid size)	- EUR (-)
Ask (Ask size)	- EUR (-)
Open	58.5194 EUR
High	58.5194 EUR
Low	58.5194 EUR
Close (prev. day)	58.4459 EUR
Underlying	CONTINENTAL AG
Underlying price (date)	58.50 (24/07/16)
Settlement price (date)	58.52 (24/07/16)
Open Interest	0

Performance and Risk

	6m	1y	3y
Perf (%)	-20.60%	-17.57%	-
Perf (abs.)	-15.16	-12.46	-
Beta	-	-	-
Volatility	28.98	27.33	-

Futures and Options

Related Futures	-
Related Options	-












Information about previous performance does not guarantee future performance.
 Source: FactSet

Price data

Ø price 5 days Ø volume 5 days (pcs.)	59.0056 EUR (0)
Ø price 30 days Ø volume 30 days (pcs.)	57.5568 EUR (0)
Ø price 100 days Ø volume 100 days (pcs.)	62.8742 EUR (0)
Ø price 250 days Ø volume 250 days (pcs.)	67.2426 EUR (0)
YTD High date	77.6716 EUR (2024/01/02)
YTD Low date	52.6185 EUR (2024/07/02)
52 Weeks High date	77.6716 EUR (2024/01/02)
52 Weeks Low date	52.6185 EUR (2024/07/02)

Recent Research

on underlying	on sector	on market	
Date		Headline	Download
2022/05/04		Global Equity Ratings	
2022/05/04		Aktienempfehlungen Global	
2022/04/27		Global Equity Ratings	
2022/04/27		Aktienempfehlungen Global	
2022/04/14		Global Equity Ratings	