

CONTINENTAL AG FUTURE (CONI) - EUX/202407

2024/05/17 19:04:50

Price
62.7189 EURDifference  -1.06% (-0.67)

General attributes

Symbol	CONIN24
Exchange	Eurex
Currency	EUR
Security type	Future
Underlying	CONTINENTAL AG
Maturity	07-2024
Contract size	100

Market data

Bid (Bid size)	- EUR (-)
Ask (Ask size)	- EUR (-)
Open	62.7189 EUR
High	62.7189 EUR
Low	62.7189 EUR
Close (prev. day)	63.3903 EUR
Underlying	CONTINENTAL AG
Underlying price (date)	62.30 (24/05/17)
Settlement price (date)	62.72 (24/05/17)
Open Interest	0

Performance and Risk

	6m	1y	3y
Perf (%)	-9.45%	-	-
Perf (abs.)	-6.55	-	-
Beta	-	-	-
Volatility	24.42	-	-

Futures and Options

Related Futures	-
Related Options	-












Information about previous performance does not guarantee future performance.
Source: FactSet

Price data

Ø price 5 days Ø volume 5 days (pcs.)	62.8370 EUR (0)
Ø price 30 days Ø volume 30 days (pcs.)	62.7389 EUR (0)
Ø price 100 days Ø volume 100 days (pcs.)	69.2903 EUR (0)
Ø price 250 days Ø volume 250 days (pcs.)	- EUR (-)
YTD High date	77.6716 EUR (2024/01/02)
YTD Low date	60.6389 EUR (2024/04/17)
52 Weeks High date	- EUR (-)
52 Weeks Low date	- EUR (-)

Recent Research

on underlying on sector on market			
Date		Headline	Download
2022/05/04		Global Equity Ratings	
2022/05/04		Aktienempfehlungen Global	
2022/04/27		Global Equity Ratings	
2022/04/27		Aktienempfehlungen Global	
2022/04/14		Global Equity Ratings	