

CONTINENTAL AG FUTURE (CONI) - EUX/202407

2024/05/06 18:29:30

Price
62.9541 EURDifference  1.43% (0.89)

General attributes

Symbol	CONIN24
Exchange	Eurex
Currency	EUR
Security type	Future
Underlying	CONTINENTAL AG
Maturity	07-2024
Contract size	100

Market data

Bid (Bid size)	- EUR (-)
Ask (Ask size)	- EUR (-)
Open	62.9541 EUR
High	62.9541 EUR
Low	62.9541 EUR
Close (prev. day)	62.0676 EUR
Underlying	CONTINENTAL AG
Underlying price (date)	62.46 (24/05/06)
Settlement price (date)	62.95 (24/05/06)
Open Interest	0

Performance and Risk

	6m	1y	3y
Perf (%)	+0.39%	-	-
Perf (abs.)	+0.25	-	-
Beta	-	-	-
Volatility	26.43	-	-

Futures and Options

Related Futures	-
Related Options	-












Information about previous performance does not guarantee future performance.
Source: FactSet

Price data

Ø price 5 days Ø volume 5 days (pcs.)	62.0237 EUR (0)
Ø price 30 days Ø volume 30 days (pcs.)	63.5335 EUR (0)
Ø price 100 days Ø volume 100 days (pcs.)	70.4789 EUR (0)
Ø price 250 days Ø volume 250 days (pcs.)	- EUR (-)
YTD High date	77.6716 EUR (2024/01/02)
YTD Low date	60.6389 EUR (2024/04/17)
52 Weeks High date	- EUR (-)
52 Weeks Low date	- EUR (-)

Recent Research

on underlying	on sector	on market	
Date		Headline	Download
2022/05/04		Global Equity Ratings	
2022/05/04		Aktienempfehlungen Global	
2022/04/27		Global Equity Ratings	
2022/04/27		Aktienempfehlungen Global	
2022/04/14		Global Equity Ratings	