

SANOFI S.A. FUTURE (SNWG) - EUX/202407

2024/06/14 18:39:28

Price
86.7671 EUR

Difference  **-1.72% (-1.52)**

General attributes

Symbol	SNWGN24
Exchange	Eurex
Currency	EUR
Security type	Future
Underlying	SANOFI S.A.
Maturity	07-2024
Contract size	100

Market data

Bid (Bid size)	- EUR (-)
Ask (Ask size)	- EUR (-)
Open	86.7671 EUR
High	86.7671 EUR
Low	86.7671 EUR
Close (prev. day)	88.2822 EUR
Underlying	SANOFI S.A.
Underlying price (date)	86.88 (24/06/17)
Settlement price (date)	86.77 (24/06/14)
Open Interest	23,000

Performance and Risk

	6m	1y	3y
Perf (%)	-0.25%	-	-
Perf (abs.)	-0.22	-	-
Beta	-	-	-
Volatility	17.72	-	-

Futures and Options

Related Futures	-
Related Options	-












Information about previous performance does not guarantee future performance.
Source: FactSet

Price data

Ø price 5 days Ø volume 5 days (pcs.)	89.1298 EUR (0)
Ø price 30 days Ø volume 30 days (pcs.)	90.2734 EUR (767)
Ø price 100 days Ø volume 100 days (pcs.)	87.6118 EUR (230)
Ø price 250 days Ø volume 250 days (pcs.)	91.8068 EUR (92)
YTD High date	94.4142 EUR (2024/01/12)
YTD Low date	82.7597 EUR (2024/04/18)
52 Weeks High date	- EUR (-)
52 Weeks Low date	- EUR (-)

Recent Research

on underlying	on sector	on market	
Date		Headline	Download
2024/06/14		Global Equity Ratings	
2024/06/14		Aktienempfehlungen Global	
2024/05/29		Global Equity Ratings	
2024/05/29		Aktienempfehlungen Global	
2024/04/26		Global Equity Ratings	