

ABB LTD. FUTURE (ABBG) - EUX/202407

2024/05/16 18:30:26

Price
47.7699 CHF

Difference  -1.14% (-0.55)

General attributes

Symbol	ABBG24
Exchange	Eurex
Currency	CHF
Security type	Future
Underlying	ABB LTD
Maturity	07-2024
Contract size	100

Market data

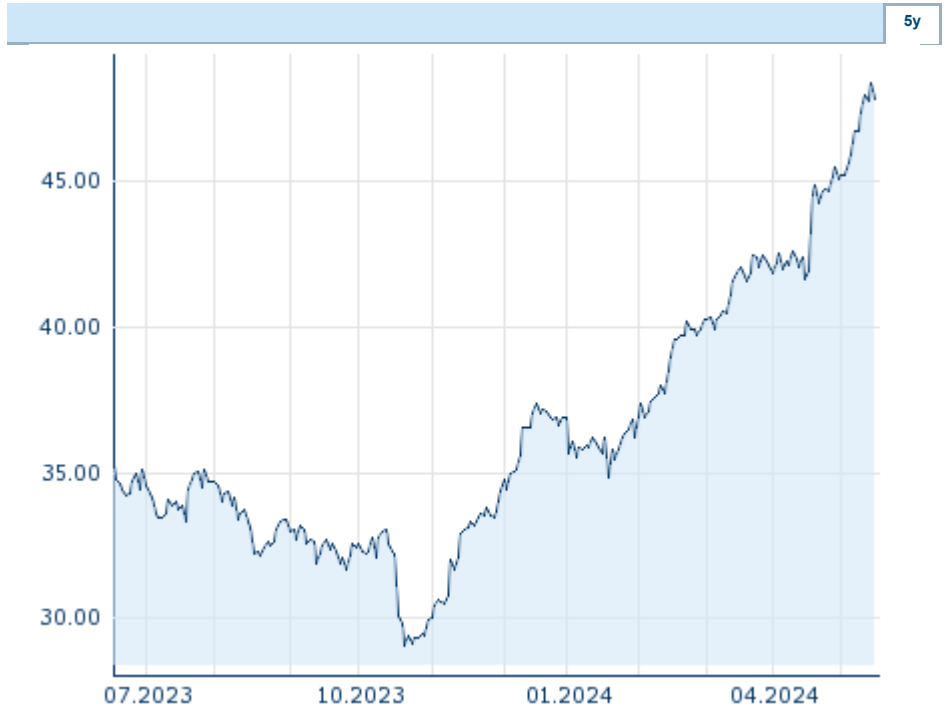
Bid (Bid size)	- CHF (-)
Ask (Ask size)	- CHF (-)
Open	47.7699 CHF
High	47.7699 CHF
Low	47.7699 CHF
Close (prev. day)	48.3232 CHF
Underlying	ABB LTD
Underlying price (date)	47.27 (24/05/17)
Settlement price (date)	47.77 (24/05/16)
Open Interest	0

Performance and Risk

	6m	1y	3y
Perf (%)	+44.16%	-	-
Perf (abs.)	+14.63	-	-
Beta	-	-	-
Volatility	18.29	-	-

Futures and Options

Related Futures	-
Related Options	-












Information about previous performance does not guarantee future performance.
Source: FactSet

Price data

Ø price 5 days Ø volume 5 days (pcs.)	47.8006 CHF (0)
Ø price 30 days Ø volume 30 days (pcs.)	44.6281 CHF (0)
Ø price 100 days Ø volume 100 days (pcs.)	40.3784 CHF (0)
Ø price 250 days Ø volume 250 days (pcs.)	- CHF (-)
YTD High date	48.3232 CHF (2024/05/15)
YTD Low date	34.8153 CHF (2024/01/19)
52 Weeks High date	- CHF (-)
52 Weeks Low date	- CHF (-)

Recent Research

on underlying	on sector	on market	
Date		Headline	Download
2024/04/26		Global Equity Ratings	
2024/04/26		Aktienempfehlungen Global	
2024/04/03		Global Equity Ratings	
2024/04/03		Aktienempfehlungen Global	
2024/03/13		Global Equity Ratings	