

# KONE CORP. [NEW] FUTURE (TKC4) - EUX/202409

2024/09/13 18:47:59

Price  
**55.973** EUR

Difference  1.13% (0.62)

### General attributes

Symbol	TKC4U24
Exchange	Eurex
Currency	EUR
Security type	Future
Underlying	KONE OYJ
Maturity	09-2024
Contract size	100

### Market data

Bid (Bid size)	- EUR (-)
Ask (Ask size)	- EUR (-)
Open	55.973 EUR
High	55.973 EUR
Low	55.973 EUR
Close (prev. day)	55.3483 EUR
Underlying	KONE OYJ
Underlying price (date)	50.12 (24/09/16)
Settlement price (date)	55.97 (24/09/13)
Open Interest	0

### Performance and Risk

	6m	1y	3y
Perf (%)	+12.45%	+21.37%	-
Perf (abs.)	+6.20	+9.86	-
Beta	-	-	-
Volatility	14.80	17.56	-

### Futures and Options

Related Futures	-
Related Options	-












5y

Information about previous performance does not guarantee future performance.  
Source: FactSet

### Price data

Ø price 5 days   Ø volume 5 days (pcs.)	54.949 EUR (0)
Ø price 30 days   Ø volume 30 days (pcs.)	53.506 EUR (0)
Ø price 100 days   Ø volume 100 days (pcs.)	53.436 EUR (0)
Ø price 250 days   Ø volume 250 days (pcs.)	50.570 EUR (0)
YTD High   date	57.392 EUR (2024/05/16)
YTD Low   date	47.916 EUR (2024/01/19)
52 Weeks High   date	57.392 EUR (2024/05/16)
52 Weeks Low   date	44.070 EUR (2023/10/24)

### Recent Research

on underlying	on sector	on market	
Date		Headline	Download
2023/10/27		Global Equity Ratings	
2023/10/27		Aktienempfehlungen Global	
2023/09/29		Global Equity Ratings	
2023/09/29		Aktienempfehlungen Global	
2023/09/08		Global Equity Ratings	