

# KONE CORP. [NEW] FUTURE (TKC4) - EUX/202506

2024/05/31 19:01:58

Price  
**52.6253** EUR

Difference  -1.11% (-0.59)

### General attributes

Symbol	TKC4M25
Exchange	Eurex
Currency	EUR
Security type	Future
Underlying	KONE OYJ
Maturity	06-2025
Contract size	100

### Market data

Bid (Bid size)	- EUR (-)
Ask (Ask size)	- EUR (-)
Open	52.6253 EUR
High	52.6253 EUR
Low	52.6253 EUR
Close (prev. day)	53.216 EUR
Underlying	KONE OYJ
Underlying price (date)	46.79 (24/05/31)
Settlement price (date)	52.63 (24/05/31)
Open Interest	0

### Performance and Risk

	6m	1y	3y
Perf (%)	+13.53%	-	-
Perf (abs.)	+6.27	-	-
Beta	-	-	-
Volatility	19.89	-	-

### Futures and Options

Related Futures	-
Related Options	-

5y












Information about previous performance does not guarantee future performance.  
Source: FactSet

### Price data

Ø price 5 days   Ø volume 5 days (pcs.)	53.6579 EUR (0)
Ø price 30 days   Ø volume 30 days (pcs.)	53.3938 EUR (0)
Ø price 100 days   Ø volume 100 days (pcs.)	51.0553 EUR (0)
Ø price 250 days   Ø volume 250 days (pcs.)	- EUR (-)
YTD High   date	57.0933 EUR (2024/05/16)
YTD Low   date	47.6769 EUR (2024/01/19)
52 Weeks High   date	- EUR (-)
52 Weeks Low   date	- EUR (-)

### Recent Research

on underlying	on sector	on market	
Date		Headline	Download
2023/10/27		Global Equity Ratings	
2023/10/27		Aktienempfehlungen Global	
2023/09/29		Global Equity Ratings	
2023/09/29		Aktienempfehlungen Global	
2023/09/08		Global Equity Ratings	