

SAP SE STOCK TRACKING FUTURE (1SAP) - EUX/202407

2024/06/07 18:48:41

Price
178.1893 EUR

Difference  -0.18% (-0.32)

General attributes

Symbol	1SAPN24
Exchange	Eurex
Currency	EUR
Security type	Future
Underlying	SAP SE
Maturity	07-2024
Contract size	100

Market data

Bid (Bid size)	- EUR (-)
Ask (Ask size)	- EUR (-)
Open	178.1893 EUR
High	178.1893 EUR
Low	178.1893 EUR
Close (prev. day)	178.5133 EUR
Underlying	SAP SE
Underlying price (date)	176.42 (24/06/10)
Settlement price (date)	178.19 (24/06/07)
Open Interest	0

Performance and Risk

	6m	1y	3y
Perf (%)	+18.01%	-	-
Perf (abs.)	+27.20	-	-
Beta	-	-	-
Volatility	23.85	-	-

Futures and Options

Related Futures	-
Related Options	-

5y












Information about previous performance does not guarantee future performance.
Source: FactSet

Price data

Ø price 5 days Ø volume 5 days (pcs.)	173.4891 EUR (0)
Ø price 30 days Ø volume 30 days (pcs.)	176.0442 EUR (0)
Ø price 100 days Ø volume 100 days (pcs.)	173.2332 EUR (0)
Ø price 250 days Ø volume 250 days (pcs.)	- EUR (-)
YTD High date	185.1469 EUR (2024/03/26)
YTD Low date	139.6568 EUR (2024/01/04)
52 Weeks High date	- EUR (-)
52 Weeks Low date	- EUR (-)

Recent Research

on underlying	on sector	on market	
Date		Headline	Download
2024/05/29		Global Equity Ratings	
2024/05/29		Aktienempfehlungen Global	
2024/04/26		Global Equity Ratings	
2024/04/26		Aktienempfehlungen Global	
2024/04/03		Global Equity Ratings	