

SAP SE STOCK TRACKING FUTURE (1SAP) - EUX/202407

2024/04/29 18:46:58

Price
173.1848 EUR

Difference  -1.52% (-2.67)

General attributes

Symbol	1SAPN24
Exchange	Eurex
Currency	EUR
Security type	Future
Underlying	SAP SE
Maturity	07-2024
Contract size	100

Market data

Bid (Bid size)	- EUR (-)
Ask (Ask size)	- EUR (-)
Open	173.1848 EUR
High	173.1848 EUR
Low	173.1848 EUR
Close (prev. day)	175.8514 EUR
Underlying	SAP SE
Underlying price (date)	170.42 (24/04/30)
Settlement price (date)	173.18 (24/04/29)
Open Interest	0

Performance and Risk

	6m	1y	3y
Perf (%)	+34.13%	-	-
Perf (abs.)	+44.07	-	-
Beta	-	-	-
Volatility	22.21	-	-

Futures and Options

Related Futures	-
Related Options	-

5y












Information about previous performance does not guarantee future performance.
Source: FactSet

Price data

Ø price 5 days Ø volume 5 days (pcs.)	175.0649 EUR (0)
Ø price 30 days Ø volume 30 days (pcs.)	176.5464 EUR (0)
Ø price 100 days Ø volume 100 days (pcs.)	164.6388 EUR (0)
Ø price 250 days Ø volume 250 days (pcs.)	- EUR (-)
YTD High date	185.1469 EUR (2024/03/26)
YTD Low date	139.6568 EUR (2024/01/04)
52 Weeks High date	- EUR (-)
52 Weeks Low date	- EUR (-)

Recent Research

on underlying	on sector	on market	
Date		Headline	Download
2024/04/26		Global Equity Ratings	
2024/04/26		Aktienempfehlungen Global	
2024/04/03		Global Equity Ratings	
2024/04/03		Aktienempfehlungen Global	
2024/03/13		Global Equity Ratings	