

# INDUSTRIA DE DIS.TE. STO.TRA. FUTURE (1IXD) - EUX/202407

2024/06/14 19:02:54

**Price**  
**46.1392** EUR  
 Difference  -0.40% (-0.19)

| General attributes |                               |
|--------------------|-------------------------------|
| Symbol             | 1IXDN24                       |
| Exchange           | Eurex                         |
| Currency           | EUR                           |
| Security type      | Future                        |
| Underlying         | INDUSTRIA DE DISENO TEXTIL SA |
| Maturity           | 07-2024                       |
| Contract size      | 100                           |

| Market data             |                               |
|-------------------------|-------------------------------|
| Bid (Bid size)          | - EUR (-)                     |
| Ask (Ask size)          | - EUR (-)                     |
| Open                    | 46.1392 EUR                   |
| High                    | 46.1392 EUR                   |
| Low                     | 46.1392 EUR                   |
| Close (prev. day)       | 46.3248 EUR                   |
| Underlying              | INDUSTRIA DE DISENO TEXTIL SA |
| Underlying price (date) | 45.96 (24/06/14)              |
| Settlement price (date) | 46.14 (24/06/14)              |
| Open Interest           | 0                             |

| Performance and Risk |         |    |    |
|----------------------|---------|----|----|
|                      | 6m      | 1y | 3y |
| Perf (%)             | +16.49% | -  | -  |
| Perf (abs.)          | +6.53   | -  | -  |
| Beta                 | -       | -  | -  |
| Volatility           | 22.12   | -  | -  |

| Futures and Options |   |
|---------------------|---|
| Related Futures     | - |
| Related Options     | - |











5y



Information about previous performance does not guarantee future performance.  
 Source: FactSet

| Price data                                  |                          |
|---------------------------------------------|--------------------------|
| Ø price 5 days   Ø volume 5 days (pcs.)     | 46.1392 EUR (0)          |
| Ø price 30 days   Ø volume 30 days (pcs.)   | 44.4600 EUR (0)          |
| Ø price 100 days   Ø volume 100 days (pcs.) | 43.4746 EUR (0)          |
| Ø price 250 days   Ø volume 250 days (pcs.) | 39.4909 EUR (0)          |
| YTD High   date                             | 47.3044 EUR (2024/03/28) |
| YTD Low   date                              | 38.4929 EUR (2024/01/05) |
| 52 Weeks High   date                        | - EUR (-)                |
| 52 Weeks Low   date                         | - EUR (-)                |

**Recent Research**

| on underlying   on sector   on market |                                                                                     |                           |                                                                                       |
|---------------------------------------|-------------------------------------------------------------------------------------|---------------------------|---------------------------------------------------------------------------------------|
| Date                                  |                                                                                     | Headline                  | Download                                                                              |
| 2024/06/14                            |  | Global Equity Ratings     |  |
| 2024/06/14                            |  | Aktienempfehlungen Global |  |
| 2024/05/29                            |  | Global Equity Ratings     |  |
| 2024/05/29                            |  | Aktienempfehlungen Global |  |
| 2024/04/26                            |  | Global Equity Ratings     |  |