

SIEMENS AG FUTURE (SIEH) - EUX/202407

2024/05/31 18:43:27

Price
177.1688 EUR

Difference  0.07% (0.12)

General attributes

Symbol	SIEHN24
Exchange	Eurex
Currency	EUR
Security type	Future
Underlying	SIEMENS AG
Maturity	07-2024
Contract size	100

Market data

Bid (Bid size)	- EUR (-)
Ask (Ask size)	- EUR (-)
Open	177.1688 EUR
High	177.1688 EUR
Low	177.1688 EUR
Close (prev. day)	177.0467 EUR
Underlying	SIEMENS AG
Underlying price (date)	176.26 (24/05/31)
Settlement price (date)	177.17 (24/05/31)
Open Interest	0

Performance and Risk

	6m	1y	3y
Perf (%)	+14.98%	-	-
Perf (abs.)	+23.08	-	-
Beta	-	-	-
Volatility	22.12	-	-

Futures and Options

Related Futures	-
Related Options	-

5y












Information about previous performance does not guarantee future performance.
Source: FactSet

Price data

Ø price 5 days Ø volume 5 days (pcs.)	177.8116 EUR (0)
Ø price 30 days Ø volume 30 days (pcs.)	179.1741 EUR (0)
Ø price 100 days Ø volume 100 days (pcs.)	175.1404 EUR (0)
Ø price 250 days Ø volume 250 days (pcs.)	- EUR (-)
YTD High date	189.8110 EUR (2024/05/10)
YTD Low date	158.1753 EUR (2024/01/17)
52 Weeks High date	- EUR (-)
52 Weeks Low date	- EUR (-)

Recent Research

on underlying				on sector				on market				
Date		Headline		Download		Headline		Download		Headline		Download
2024/05/29		Global Equity Ratings										
2024/05/29		Aktienempfehlungen Global										
2024/04/26		Global Equity Ratings										
2024/04/26		Aktienempfehlungen Global										
2024/04/03		Global Equity Ratings		