

TOTAL ENERG.SE STOCK TRACKING FUTURE (1TOT) - EUX/202407

2024/07/12 18:34:23

Price
63.5492 EURDifference  1.07% (0.67)

General attributes

Symbol	1TOTN24
Exchange	Eurex
Currency	EUR
Security type	Future
Underlying	TOTALENERGIES SE
Maturity	07-2024
Contract size	100

Market data

Bid (Bid size)	- EUR (-)
Ask (Ask size)	- EUR (-)
Open	63.5492 EUR
High	63.5492 EUR
Low	63.5492 EUR
Close (prev. day)	62.8756 EUR
Underlying	TOTALENERGIES SE
Underlying price (date)	63.50 (24/07/12)
Settlement price (date)	63.55 (24/07/12)
Open Interest	0

Performance and Risk

	6m	1y	3y
Perf (%)	+3.21%	+15.24%	-
Perf (abs.)	+1.97	+8.41	-
Beta	-	-	-
Volatility	18.94	19.02	-

Futures and Options

Related Futures	-
Related Options	-












Information about previous performance does not guarantee future performance.
Source: FactSet

Price data

Ø price 5 days Ø volume 5 days (pcs.)	63.5152 EUR (0)
Ø price 30 days Ø volume 30 days (pcs.)	63.7322 EUR (0)
Ø price 100 days Ø volume 100 days (pcs.)	65.1244 EUR (0)
Ø price 250 days Ø volume 250 days (pcs.)	63.4155 EUR (0)
YTD High date	70.2093 EUR (2024/04/26)
YTD Low date	59.0817 EUR (2024/01/22)
52 Weeks High date	70.2093 EUR (2024/04/26)
52 Weeks Low date	53.4358 EUR (2023/07/17)

Recent Research

on underlying	on sector	on market	
Date		Headline	Download
2024/07/12		Global Equity Ratings	
2024/07/12		Aktienempfehlungen Global	
2024/06/21		Global Equity Ratings	
2024/06/21		Aktienempfehlungen Global	
2024/06/14		Global Equity Ratings	