

TOTAL ENERG.SE STOCK TRACKING FUTURE (1TOT) - EUX/202407

2024/05/17 19:03:27

Price
67.5006 EURDifference  0.73% (0.49)

General attributes

Symbol	1TOTN24
Exchange	Eurex
Currency	EUR
Security type	Future
Underlying	TOTALENERGIES SE
Maturity	07-2024
Contract size	100

Market data

Bid (Bid size)	- EUR (-)
Ask (Ask size)	- EUR (-)
Open	67.5006 EUR
High	67.5006 EUR
Low	67.5006 EUR
Close (prev. day)	67.0146 EUR
Underlying	TOTALENERGIES SE
Underlying price (date)	66.95 (24/05/17)
Settlement price (date)	67.50 (24/05/17)
Open Interest	0

Performance and Risk

	6m	1y	3y
Perf (%)	+5.76%	-	-
Perf (abs.)	+3.67	-	-
Beta	-	-	-
Volatility	17.87	-	-

Futures and Options

Related Futures	-
Related Options	-












Information about previous performance does not guarantee future performance.
Source: FactSet

Price data

Ø price 5 days Ø volume 5 days (pcs.)	68.1595 EUR (0)
Ø price 30 days Ø volume 30 days (pcs.)	68.5026 EUR (0)
Ø price 100 days Ø volume 100 days (pcs.)	63.9061 EUR (0)
Ø price 250 days Ø volume 250 days (pcs.)	- EUR (-)
YTD High date	70.2093 EUR (2024/04/26)
YTD Low date	59.0817 EUR (2024/01/22)
52 Weeks High date	- EUR (-)
52 Weeks Low date	- EUR (-)

Recent Research

on underlying	on sector	on market	
Date		Headline	Download
2024/04/26		Global Equity Ratings	
2024/04/26		Aktienempfehlungen Global	
2024/04/03		Global Equity Ratings	
2024/04/03		Aktienempfehlungen Global	
2024/03/13		Global Equity Ratings	