

TOTAL ENERG.SE STOCK TRACKING FUTURE (1TOT) - EUX/202407

2024/05/02 18:38:06	
Price	67.5095 EUR
Difference	 -2.55% (-1.77)
General attributes	
Symbol	1TOTN24
Exchange	Eurex
Currency	EUR
Security type	Future
Underlying	TOTALENERGIES SE
Maturity	07-2024
Contract size	100
Market data	
Bid (Bid size)	- EUR (-)
Ask (Ask size)	- EUR (-)
Open	67.5095 EUR
High	67.5095 EUR
Low	67.5095 EUR
Close (prev. day)	69.2788 EUR
Underlying	TOTALENERGIES SE
Underlying price (date)	66.85 (24/05/02)
Settlement price (date)	67.51 (24/05/02)
Open Interest	0

Performance and Risk			
	6m	1y	3y
Perf (%)	+1.05%	-	-
Perf (abs.)	+0.70	-	-
Beta	-	-	-
Volatility	18.57	-	-










Futures and Options	
Related Futures	-
Related Options	-



Information about previous performance does not guarantee future performance.
Source: FactSet

Price data	
Ø price 5 days Ø volume 5 days (pcs.)	69.1468 EUR (0)
Ø price 30 days Ø volume 30 days (pcs.)	67.3744 EUR (0)
Ø price 100 days Ø volume 100 days (pcs.)	63.3928 EUR (0)
Ø price 250 days Ø volume 250 days (pcs.)	- EUR (-)
YTD High date	70.2093 EUR (2024/04/26)
YTD Low date	59.0817 EUR (2024/01/22)
52 Weeks High date	- EUR (-)
52 Weeks Low date	- EUR (-)

Recent Research

on underlying on sector on market			
Date		Headline	Download
2024/04/26		Global Equity Ratings	
2024/04/26		Aktienempfehlungen Global	
2024/04/03		Global Equity Ratings	
2024/04/03		Aktienempfehlungen Global	
2024/03/13		Global Equity Ratings	