

## KERING S.A. FUTURE (PPXH) - EUX/202407

2024/07/16 18:50:51

Price  
**311.4533** EURDifference  -3.11% (-9.99)

## General attributes

Symbol	PPXHN24
Exchange	Eurex
Currency	EUR
Security type	Future
Underlying	KERING S.A.
Maturity	07-2024
Contract size	100

## Market data

Bid (Bid size)	- EUR (-)
Ask (Ask size)	- EUR (-)
Open	311.4533 EUR
High	311.4533 EUR
Low	311.4533 EUR
Close (prev. day)	321.4422 EUR
Underlying	KERING S.A.
Underlying price (date)	309.80 (24/07/17)
Settlement price (date)	311.45 (24/07/16)
Open Interest	0

## Performance and Risk

	6m	1y	3y
Perf (%)	-12.99%	-38.72%	-
Perf (abs.)	-46.52	-196.83	-
Beta	-	-	-
Volatility	34.02	30.96	-

## Futures and Options

Related Futures	-
Related Options	-

5y












Information about previous performance does not guarantee future performance.  
Source: FactSet

## Price data

Ø price 5 days   Ø volume 5 days (pcs.)	325.8550 EUR (0)
Ø price 30 days   Ø volume 30 days (pcs.)	324.7513 EUR (0)
Ø price 100 days   Ø volume 100 days (pcs.)	350.2420 EUR (0)
Ø price 250 days   Ø volume 250 days (pcs.)	397.3022 EUR (0)
YTD High   date	432.8290 EUR (2024/02/22)
YTD Low   date	303.6797 EUR (2024/06/14)
52 Weeks High   date	550.9890 EUR (2023/07/20)
52 Weeks Low   date	303.6797 EUR (2024/06/14)

## Recent Research

on underlying	on sector	on market	
Date		Headline	Download
2024/02/14		Global Equity Ratings	
2024/02/14		Aktienempfehlungen Global	
2024/01/23		Global Equity Ratings	
2024/01/23		Aktienempfehlungen Global	
2023/12/21		Global Equity Ratings	