

KERING S.A. FUTURE (PPXH) - EUX/202407

2024/07/12 18:59:06

Price
339.4627 EURDifference  2.36% (7.82)

General attributes

Symbol	PPXHN24
Exchange	Eurex
Currency	EUR
Security type	Future
Underlying	KERING S.A.
Maturity	07-2024
Contract size	100

Market data

Bid (Bid size)	- EUR (-)
Ask (Ask size)	- EUR (-)
Open	339.4627 EUR
High	339.4627 EUR
Low	339.4627 EUR
Close (prev. day)	331.6433 EUR
Underlying	KERING S.A.
Underlying price (date)	339.20 (24/07/12)
Settlement price (date)	339.46 (24/07/12)
Open Interest	0

Performance and Risk

	6m	1y	3y
Perf (%)	-6.35%	-33.06%	-
Perf (abs.)	-23.00	-167.68	-
Beta	-	-	-
Volatility	33.27	30.42	-

Futures and Options

Related Futures	-
Related Options	-












Information about previous performance does not guarantee future performance.
Source: FactSet

Price data

Ø price 5 days Ø volume 5 days (pcs.)	328.9464 EUR (0)
Ø price 30 days Ø volume 30 days (pcs.)	325.2375 EUR (0)
Ø price 100 days Ø volume 100 days (pcs.)	352.5214 EUR (0)
Ø price 250 days Ø volume 250 days (pcs.)	399.1399 EUR (0)
YTD High date	432.8290 EUR (2024/02/22)
YTD Low date	303.6797 EUR (2024/06/14)
52 Weeks High date	550.9890 EUR (2023/07/20)
52 Weeks Low date	303.6797 EUR (2024/06/14)

Recent Research

on underlying	on sector	on market	
Date		Headline	Download
2024/02/14		Global Equity Ratings	
2024/02/14		Aktienempfehlungen Global	
2024/01/23		Global Equity Ratings	
2024/01/23		Aktienempfehlungen Global	
2023/12/21		Global Equity Ratings	