

## KERING S.A. FUTURE (PPXH) - EUX/202407

2024/06/12 18:36:32

Price  
**318.1046** EURDifference  -0.81% (-2.60)

## General attributes

Symbol	PPXHN24
Exchange	Eurex
Currency	EUR
Security type	Future
Underlying	KERING S.A.
Maturity	07-2024
Contract size	100

## Market data

Bid (Bid size)	- EUR (-)
Ask (Ask size)	- EUR (-)
Open	318.1046 EUR
High	318.1046 EUR
Low	318.1046 EUR
Close (prev. day)	320.7008 EUR
Underlying	KERING S.A.
Underlying price (date)	311.45 (24/06/13)
Settlement price (date)	318.10 (24/06/12)
Open Interest	0

## Performance and Risk

	6m	1y	3y
Perf (%)	-22.08%	-	-
Perf (abs.)	-90.14	-	-
Beta	-	-	-
Volatility	32.96	-	-

## Futures and Options

Related Futures	-
Related Options	-












5y

Information about previous performance does not guarantee future performance.  
Source: FactSet

## Price data

Ø price 5 days   Ø volume 5 days (pcs.)	325.0436 EUR (0)
Ø price 30 days   Ø volume 30 days (pcs.)	330.7492 EUR (0)
Ø price 100 days   Ø volume 100 days (pcs.)	367.3141 EUR (0)
Ø price 250 days   Ø volume 250 days (pcs.)	415.3504 EUR (0)
YTD High   date	432.8290 EUR (2024/02/22)
YTD Low   date	318.1046 EUR (2024/06/12)
52 Weeks High   date	- EUR (-)
52 Weeks Low   date	- EUR (-)

## Recent Research

on underlying   on sector   on market			
Date		Headline	Download
2024/02/14		Global Equity Ratings	
2024/02/14		Aktienempfehlungen Global	
2024/01/23		Global Equity Ratings	
2024/01/23		Aktienempfehlungen Global	
2023/12/21		Global Equity Ratings	