

RWE AG FUTURE (RWEH) - EUX/202407

2024/05/17 19:05:25

Price
34.9434 EUR

Difference  -1.93% (-0.69)

General attributes

Symbol	RWEHN24
Exchange	Eurex
Currency	EUR
Security type	Future
Underlying	RWE AG
Maturity	07-2024
Contract size	100

Market data

Bid (Bid size)	- EUR (-)
Ask (Ask size)	- EUR (-)
Open	34.9434 EUR
High	34.9434 EUR
Low	34.9434 EUR
Close (prev. day)	35.6319 EUR
Underlying	RWE AG
Underlying price (date)	34.71 (24/05/17)
Settlement price (date)	34.94 (24/05/17)
Open Interest	0

Performance and Risk

	6m	1y	3y
Perf (%)	-9.43%	-	-
Perf (abs.)	-3.64	-	-
Beta	-	-	-
Volatility	23.56	-	-

Futures and Options

Related Futures	-
Related Options	-

5y












Information about previous performance does not guarantee future performance.
Source: FactSet

Price data

Ø price 5 days Ø volume 5 days (pcs.)	35.2650 EUR (0)
Ø price 30 days Ø volume 30 days (pcs.)	32.4595 EUR (0)
Ø price 100 days Ø volume 100 days (pcs.)	33.4801 EUR (0)
Ø price 250 days Ø volume 250 days (pcs.)	- EUR (-)
YTD High date	41.2114 EUR (2024/01/09)
YTD Low date	30.0269 EUR (2024/02/26)
52 Weeks High date	- EUR (-)
52 Weeks Low date	- EUR (-)

Recent Research

on underlying	on sector	on market	
Date		Headline	Download
2024/04/26		Global Equity Ratings	
2024/04/26		Aktienempfehlungen Global	
2024/04/03		Global Equity Ratings	
2024/04/03		Aktienempfehlungen Global	
2024/03/13		Global Equity Ratings	