

RWE AG FUTURE (RWEH) - EUX/202407

2024/05/03 18:33:26

Price
32.602 EUR

Difference  -0.53% (-0.18)

General attributes

Symbol	RWEHN24
Exchange	Eurex
Currency	EUR
Security type	Future
Underlying	RWE AG
Maturity	07-2024
Contract size	100

Market data

Bid (Bid size)	- EUR (-)
Ask (Ask size)	- EUR (-)
Open	32.602 EUR
High	32.602 EUR
Low	32.602 EUR
Close (prev. day)	32.7771 EUR
Underlying	RWE AG
Underlying price (date)	33.14 (24/05/03)
Settlement price (date)	32.60 (24/05/03)
Open Interest	0

Performance and Risk

	6m	1y	3y
Perf (%)	-12.16%	-	-
Perf (abs.)	-4.51	-	-
Beta	-	-	-
Volatility	23.33	-	-

Futures and Options

Related Futures	-
Related Options	-

5y












Information about previous performance does not guarantee future performance.
Source: FactSet

Price data

Ø price 5 days Ø volume 5 days (pcs.)	32.325 EUR (0)
Ø price 30 days Ø volume 30 days (pcs.)	31.197 EUR (0)
Ø price 100 days Ø volume 100 days (pcs.)	34.132 EUR (0)
Ø price 250 days Ø volume 250 days (pcs.)	- EUR (-)
YTD High date	41.211 EUR (2024/01/09)
YTD Low date	30.027 EUR (2024/02/26)
52 Weeks High date	- EUR (-)
52 Weeks Low date	- EUR (-)

Recent Research

on underlying	on sector	on market	
Date		Headline	Download
2024/04/26		Global Equity Ratings	
2024/04/26		Aktienempfehlungen Global	
2024/04/03		Global Equity Ratings	
2024/04/03		Aktienempfehlungen Global	
2024/03/13		Global Equity Ratings	