

BANCO SANTANDER S.A. FUTURE (SANH) - EUX/202407

2024/07/16 18:51:03

Price
4.442 EUR

Difference  -0.25% (-0.01)

General attributes

Symbol	SANHN24
Exchange	Eurex
Currency	EUR
Security type	Future
Underlying	BANCO SANTANDER SA
Maturity	07-2024
Contract size	100

Market data

Bid (Bid size)	- EUR (-)
Ask (Ask size)	- EUR (-)
Open	4.442 EUR
High	4.442 EUR
Low	4.442 EUR
Close (prev. day)	4.453 EUR
Underlying	BANCO SANTANDER SA
Underlying price (date)	4.4405 (24/07/16)
Settlement price (date)	4.44 (24/07/16)
Open Interest	0

Performance and Risk

	6m	1y	3y
Perf (%)	+18.40%	+27.99%	-
Perf (abs.)	+0.69	+0.97	-
Beta	-	-	-
Volatility	24.84	23.32	-

Futures and Options

Related Futures	-
Related Options	-












5y

Information about previous performance does not guarantee future performance.
Source: FactSet

Price data

Ø price 5 days Ø volume 5 days (pcs.)	4.465 EUR (0)
Ø price 30 days Ø volume 30 days (pcs.)	4.492 EUR (0)
Ø price 100 days Ø volume 100 days (pcs.)	4.460 EUR (0)
Ø price 250 days Ø volume 250 days (pcs.)	3.972 EUR (0)
YTD High date	4.909 EUR (2024/05/20)
YTD Low date	3.563 EUR (2024/01/29)
52 Weeks High date	4.909 EUR (2024/05/20)
52 Weeks Low date	3.328 EUR (2023/10/24)

Recent Research

on underlying	on sector	on market	
Date		Headline	Download
2024/07/15		Aktienempfehlungen Global	
2024/07/12		Global Equity Ratings	
2024/06/21		Global Equity Ratings	
2024/06/21		Aktienempfehlungen Global	
2024/06/14		Global Equity Ratings	