

FACEBOOK INC FUTURE (FBUF) - EUX/202407

2024/07/16 18:50:17

Price
491.2316 USD

Difference  **-1.98% (-9.92)**

General attributes

Symbol	FBUFN24
Exchange	Eurex
Currency	USD
Security type	Future
Underlying	META PLATFORMS INC. CLASS A
Maturity	07-2024
Contract size	100

Market data

Bid (Bid size)	- USD (-)
Ask (Ask size)	- USD (-)
Open	491.2316 USD
High	491.2316 USD
Low	491.2316 USD
Close (prev. day)	501.1473 USD
Underlying	META PLATFORMS INC. CLASS A
Underlying price (date)	489.79 (24/07/16)
Settlement price (date)	491.23 (24/07/16)
Open Interest	0

Performance and Risk

	6m	1y	3y
Perf (%)	+29.05%	+48.18%	-
Perf (abs.)	+110.59	+159.72	-
Beta	-	-	-
Volatility	42.74	36.84	-

Futures and Options

Related Futures	-
Related Options	-

5y












Information about previous performance does not guarantee future performance.
 Source: FactSet

Price data

Ø price 5 days Ø volume 5 days (pcs.)	510.1175 USD (0)
Ø price 30 days Ø volume 30 days (pcs.)	508.9183 USD (0)
Ø price 100 days Ø volume 100 days (pcs.)	497.2437 USD (0)
Ø price 250 days Ø volume 250 days (pcs.)	410.6198 USD (0)
YTD High date	535.7838 USD (2024/04/05)
YTD Low date	355.5161 USD (2024/01/02)
52 Weeks High date	535.7838 USD (2024/04/05)
52 Weeks Low date	293.3076 USD (2023/08/18)

Recent Research

on underlying	on sector	on market	
Date		Headline	Download
2024/07/15		Aktienempfehlungen Global	
2024/07/12		Global Equity Ratings	
2024/06/21		Global Equity Ratings	
2024/06/21		Aktienempfehlungen Global	
2024/06/14		Global Equity Ratings	