

UBER TECHNOLOGIES INC. FUTURE (UBRF) - EUX/202407

2024/06/14 18:39:37

Price
70.2463 USD

Difference  -1.18% (-0.84)

General attributes

Symbol	UBRFN24
Exchange	Eurex
Currency	USD
Security type	Future
Underlying	UBER TECHNOLOGIES INC.
Maturity	07-2024
Contract size	100

Market data

Bid (Bid size)	- USD (-)
Ask (Ask size)	- USD (-)
Open	70.2463 USD
High	70.2463 USD
Low	70.2463 USD
Close (prev. day)	71.0852 USD
Underlying	UBER TECHNOLOGIES INC.
Underlying price (date)	70.06 (24/06/14)
Settlement price (date)	70.25 (24/06/14)
Open Interest	0



Information about previous performance does not guarantee future performance.
Source: FactSet

Performance and Risk

	6m	1y	3y
Perf (%)	+10.60%	-	-
Perf (abs.)	+6.73	-	-
Beta	-	-	-
Volatility	37.89	-	-










Futures and Options

Related Futures	-
Related Options	-

Price data

Ø price 5 days Ø volume 5 days (pcs.)	70.3709 USD (0)
Ø price 30 days Ø volume 30 days (pcs.)	67.0560 USD (0)
Ø price 100 days Ø volume 100 days (pcs.)	73.1001 USD (0)
Ø price 250 days Ø volume 250 days (pcs.)	60.6291 USD (0)
YTD High date	82.6950 USD (2024/03/04)
YTD Low date	59.8136 USD (2024/01/05)
52 Weeks High date	- USD (-)
52 Weeks Low date	- USD (-)

Recent Research

on underlying	on sector	on market	
Date		Headline	Download
2024/06/14		Global Equity Ratings	
2024/06/14		Aktienempfehlungen Global	
2024/05/29		Global Equity Ratings	
2024/05/29		Aktienempfehlungen Global	
2024/04/26		Global Equity Ratings	