

UBER TECHNOLOGIES INC. FUTURE (UBRF) - EUX/202407

2024/05/23 18:40:55

Price
64.8154 USD

Difference  **-1.91% (-1.26)**

General attributes

Symbol	UBRFN24
Exchange	Eurex
Currency	USD
Security type	Future
Underlying	UBER TECHNOLOGIES INC.
Maturity	07-2024
Contract size	100

Market data

Bid (Bid size)	- USD (-)
Ask (Ask size)	- USD (-)
Open	64.8154 USD
High	64.8154 USD
Low	64.8154 USD
Close (prev. day)	66.0784 USD
Underlying	UBER TECHNOLOGIES INC.
Underlying price (date)	63.60 (24/05/23)
Settlement price (date)	64.82 (24/05/23)
Open Interest	0



Information about previous performance does not guarantee future performance.
 Source: FactSet

Performance and Risk

	6m	1y	3y
Perf (%)	+11.92%	-	-
Perf (abs.)	+6.90	-	-
Beta	-	-	-
Volatility	37.92	-	-










Futures and Options

Related Futures	-
Related Options	-

Price data

Ø price 5 days Ø volume 5 days (pcs.)	65.4997 USD (0)
Ø price 30 days Ø volume 30 days (pcs.)	69.6866 USD (0)
Ø price 100 days Ø volume 100 days (pcs.)	72.5540 USD (0)
Ø price 250 days Ø volume 250 days (pcs.)	- USD (-)
YTD High date	82.6950 USD (2024/03/04)
YTD Low date	59.8136 USD (2024/01/05)
52 Weeks High date	- USD (-)
52 Weeks Low date	- USD (-)

Recent Research

on underlying				on sector				on market				
Date		Headline		Download		Headline		Download		Headline		Download
2024/04/26		Global Equity Ratings										
2024/04/26		Aktienempfehlungen Global										
2024/04/03		Global Equity Ratings										
2024/04/03		Aktienempfehlungen Global										
2024/03/13		Global Equity Ratings		