

AMADEUS IT GROUP S.A. FUTURE (AI3F) - EUX/202407

2024/07/16 18:49:49

Price
63.0209 EUR

Difference  -0.14% (-0.09)

General attributes

Symbol	AI3FN24
Exchange	Eurex
Currency	EUR
Security type	Future
Underlying	AMADEUS IT GROUP SA
Maturity	07-2024
Contract size	100

Market data

Bid (Bid size)	- EUR (-)
Ask (Ask size)	- EUR (-)
Open	63.0209 EUR
High	63.0209 EUR
Low	63.0209 EUR
Close (prev. day)	63.1079 EUR
Underlying	AMADEUS IT GROUP SA
Underlying price (date)	63.00 (24/07/16)
Settlement price (date)	63.02 (24/07/16)
Open Interest	0

Performance and Risk

	6m	1y	3y
Perf (%)	-1.75%	-7.07%	-
Perf (abs.)	-1.12	-4.80	-
Beta	-	-	-
Volatility	23.83	21.94	-

Futures and Options

Related Futures	-
Related Options	-

5y












Information about previous performance does not guarantee future performance.
Source: FactSet

Price data

Ø price 5 days Ø volume 5 days (pcs.)	62.4684 EUR (0)
Ø price 30 days Ø volume 30 days (pcs.)	63.8360 EUR (0)
Ø price 100 days Ø volume 100 days (pcs.)	61.0917 EUR (0)
Ø price 250 days Ø volume 250 days (pcs.)	62.2419 EUR (0)
YTD High date	67.8488 EUR (2024/06/05)
YTD Low date	54.6170 EUR (2024/02/29)
52 Weeks High date	70.8130 EUR (2023/07/27)
52 Weeks Low date	53.7556 EUR (2023/10/26)

Recent Research

on underlying	on sector	on market	
Date		Headline	Download
2023/10/27		Global Equity Ratings	
2023/10/27		Aktienempfehlungen Global	
2023/09/29		Global Equity Ratings	
2023/09/29		Aktienempfehlungen Global	
2023/09/08		Global Equity Ratings	