

AMADEUS IT GROUP S.A. FUTURE (AI3F) - EUX/202407

2024/05/10 18:28:52

Price
62.1259 EUR

Difference  0.28% (0.18)

General attributes

Symbol	AI3FN24
Exchange	Eurex
Currency	EUR
Security type	Future
Underlying	AMADEUS IT GROUP SA
Maturity	07-2024
Contract size	100

Market data

Bid (Bid size)	- EUR (-)
Ask (Ask size)	- EUR (-)
Open	62.1259 EUR
High	62.1259 EUR
Low	62.1259 EUR
Close (prev. day)	61.9505 EUR
Underlying	AMADEUS IT GROUP SA
Underlying price (date)	62.26 (24/05/10)
Settlement price (date)	62.13 (24/05/10)
Open Interest	0

Performance and Risk

	6m	1y	3y
Perf (%)	+1.31%	-	-
Perf (abs.)	+0.81	-	-
Beta	-	-	-
Volatility	21.76	-	-

Futures and Options

Related Futures	-
Related Options	-

5y












Information about previous performance does not guarantee future performance.
Source: FactSet

Price data

Ø price 5 days Ø volume 5 days (pcs.)	60.8286 EUR (0)
Ø price 30 days Ø volume 30 days (pcs.)	58.6222 EUR (0)
Ø price 100 days Ø volume 100 days (pcs.)	61.3205 EUR (0)
Ø price 250 days Ø volume 250 days (pcs.)	- EUR (-)
YTD High date	66.7596 EUR (2024/01/26)
YTD Low date	54.6170 EUR (2024/02/29)
52 Weeks High date	- EUR (-)
52 Weeks Low date	- EUR (-)

Recent Research

on underlying	on sector	on market	
Date		Headline	Download
2023/10/27		Global Equity Ratings	
2023/10/27		Aktienempfehlungen Global	
2023/09/29		Global Equity Ratings	
2023/09/29		Aktienempfehlungen Global	
2023/09/08		Global Equity Ratings	