

# AMADEUS IT GROUP S.A. FUTURE (AI3F) - EUX/202407

2024/04/30 18:38:58

Price  
**59.6718** EUR

Difference  0.50% (0.30)

### General attributes

|               |                     |
|---------------|---------------------|
| Symbol        | AI3FN24             |
| Exchange      | Eurex               |
| Currency      | EUR                 |
| Security type | Future              |
| Underlying    | AMADEUS IT GROUP SA |
| Maturity      | 07-2024             |
| Contract size | 100                 |

### Market data

|                         |                     |
|-------------------------|---------------------|
| Bid (Bid size)          | - EUR (-)           |
| Ask (Ask size)          | - EUR (-)           |
| Open                    | 59.6718 EUR         |
| High                    | 59.6718 EUR         |
| Low                     | 59.6718 EUR         |
| Close (prev. day)       | 59.3754 EUR         |
| Underlying              | AMADEUS IT GROUP SA |
| Underlying price (date) | 59.76 (24/04/30)    |
| Settlement price (date) | 59.67 (24/04/30)    |
| Open Interest           | 0                   |

### Performance and Risk

|             | 6m      | 1y | 3y |
|-------------|---------|----|----|
| Perf (%)    | +10.55% | -  | -  |
| Perf (abs.) | +5.70   | -  | -  |
| Beta        | -       | -  | -  |
| Volatility  | 22.55   | -  | -  |

### Futures and Options

|                 |   |
|-----------------|---|
| Related Futures | - |
| Related Options | - |

5y













Information about previous performance does not guarantee future performance.  
Source: FactSet

### Price data

|                                             |                          |
|---------------------------------------------|--------------------------|
| Ø price 5 days   Ø volume 5 days (pcs.)     | 59.4401 EUR (0)          |
| Ø price 30 days   Ø volume 30 days (pcs.)   | 58.0697 EUR (0)          |
| Ø price 100 days   Ø volume 100 days (pcs.) | 61.6940 EUR (0)          |
| Ø price 250 days   Ø volume 250 days (pcs.) | - EUR (-)                |
| YTD High   date                             | 66.7596 EUR (2024/01/26) |
| YTD Low   date                              | 54.6170 EUR (2024/02/29) |
| 52 Weeks High   date                        | - EUR (-)                |
| 52 Weeks Low   date                         | - EUR (-)                |

### Recent Research

| on underlying | on sector                                                                           | on market                 |                                                                                       |
|---------------|-------------------------------------------------------------------------------------|---------------------------|---------------------------------------------------------------------------------------|
| Date          |                                                                                     | Headline                  | Download                                                                              |
| 2023/10/27    |  | Global Equity Ratings     |  |
| 2023/10/27    |  | Aktienempfehlungen Global |  |
| 2023/09/29    |  | Global Equity Ratings     |  |
| 2023/09/29    |  | Aktienempfehlungen Global |  |
| 2023/09/08    |  | Global Equity Ratings     |  |