

INFINEON TECHNOLOGIES AG FUTURE (IFXG) - EUX/202407

2024/06/21 19:17:18

Price
34.045 EUR

Difference  -3.00% (-1.05)

General attributes

Symbol	IFXGN24
Exchange	Eurex
Currency	EUR
Security type	Future
Underlying	INFINEON TECHNOLOGIES AG
Maturity	07-2024
Contract size	100

Market data

Bid (Bid size)	- EUR (-)
Ask (Ask size)	- EUR (-)
Open	34.045 EUR
High	34.045 EUR
Low	34.045 EUR
Close (prev. day)	35.0971 EUR
Underlying	INFINEON TECHNOLOGIES AG
Underlying price (date)	33.94 (24/06/21)
Settlement price (date)	34.05 (24/06/21)
Open Interest	0

Performance and Risk

	6m	1y	3y
Perf (%)	-11.50%	-10.93%	-
Perf (abs.)	-4.42	-4.18	-
Beta	-	-	-
Volatility	39.52	37.24	-

Futures and Options

Related Futures	-
Related Options	-












Information about previous performance does not guarantee future performance.
Source: FactSet

Price data

Ø price 5 days Ø volume 5 days (pcs.)	35.267 EUR (0)
Ø price 30 days Ø volume 30 days (pcs.)	37.223 EUR (0)
Ø price 100 days Ø volume 100 days (pcs.)	34.422 EUR (0)
Ø price 250 days Ø volume 250 days (pcs.)	34.546 EUR (0)
YTD High date	38.669 EUR (2024/06/12)
YTD Low date	30.085 EUR (2024/04/23)
52 Weeks High date	41.223 EUR (2023/07/31)
52 Weeks Low date	27.791 EUR (2023/10/30)

Recent Research

on underlying		on sector		on market	
Date		Headline		Download	
2024/06/21		Global Equity Ratings			
2024/06/21		Aktienempfehlungen Global			
2024/06/14		Global Equity Ratings			
2024/06/14		Aktienempfehlungen Global			
2024/05/29		Global Equity Ratings		