

# ALLIANZ SE FUTURE (ALVG) - EUX/202407

2024/05/10 18:28:53

Price  
**267.4884** EUR

Difference  0.83% (2.19)

### General attributes

Symbol	ALVGN24
Exchange	Eurex
Currency	EUR
Security type	Future
Underlying	ALLIANZ SE
Maturity	07-2024
Contract size	100

### Market data

Bid (Bid size)	- EUR (-)
Ask (Ask size)	- EUR (-)
Open	267.4884 EUR
High	267.4884 EUR
Low	267.4884 EUR
Close (prev. day)	265.2975 EUR
Underlying	ALLIANZ SE
Underlying price (date)	265.50 (24/05/10)
Settlement price (date)	267.49 (24/05/10)
Open Interest	0

### Performance and Risk

	6m	1y	3y
Perf (%)	+22.51%	-	-
Perf (abs.)	+49.14	-	-
Beta	-	-	-
Volatility	15.67	-	-

### Futures and Options

Related Futures	-
Related Options	-

5y












Information about previous performance does not guarantee future performance.  
Source: FactSet

### Price data

Ø price 5 days   Ø volume 5 days (pcs.)	264.2180 EUR (0)
Ø price 30 days   Ø volume 30 days (pcs.)	259.3581 EUR (0)
Ø price 100 days   Ø volume 100 days (pcs.)	248.7679 EUR (0)
Ø price 250 days   Ø volume 250 days (pcs.)	- EUR (-)
YTD High   date	269.8198 EUR (2024/03/28)
YTD Low   date	234.5403 EUR (2024/01/11)
52 Weeks High   date	- EUR (-)
52 Weeks Low   date	- EUR (-)

### Recent Research

on underlying	on sector	on market	
Date		Headline	Download
2024/04/26		Global Equity Ratings	
2024/04/26		Aktienempfehlungen Global	
2024/04/03		Global Equity Ratings	
2024/04/03		Aktienempfehlungen Global	
2024/03/13		Global Equity Ratings	