

# DEUTSCHE BOERSE AG FUTURE (DB1H) - EUX/202407

2024/04/29 18:32:44

**Price**  
**180.8107** EUR  
 Difference  -0.37% (-0.67)

**General attributes**

|               |                    |
|---------------|--------------------|
| Symbol        | DB1HN24            |
| Exchange      | Eurex              |
| Currency      | EUR                |
| Security type | Future             |
| Underlying    | DEUTSCHE BOERSE AG |
| Maturity      | 07-2024            |
| Contract size | 100                |

**Market data**

|                         |                    |
|-------------------------|--------------------|
| Bid (Bid size)          | - EUR (-)          |
| Ask (Ask size)          | - EUR (-)          |
| Open                    | 180.8107 EUR       |
| High                    | 180.8107 EUR       |
| Low                     | 180.8107 EUR       |
| Close (prev. day)       | 181.4831 EUR       |
| Underlying              | DEUTSCHE BOERSE AG |
| Underlying price (date) | 182.15 (24/04/29)  |
| Settlement price (date) | 180.81 (24/04/29)  |
| Open Interest           | 0                  |

**Performance and Risk**

|             | 6m      | 1y | 3y |
|-------------|---------|----|----|
| Perf (%)    | +15.52% | -  | -  |
| Perf (abs.) | +24.30  | -  | -  |
| Beta        | -       | -  | -  |
| Volatility  | 14.94   | -  | -  |

**Futures and Options**

|                 |   |
|-----------------|---|
| Related Futures | - |
| Related Options | - |

5y













Information about previous performance does not guarantee future performance.  
 Source: FactSet

**Price data**

|   |                           |
|---|---------------------------|
| Ø price 5 days   Ø volume 5 days (pcs.)     | 181.8699 EUR (0)          |
| Ø price 30 days   Ø volume 30 days (pcs.)   | 185.3123 EUR (0)          |
| Ø price 100 days   Ø volume 100 days (pcs.) | 186.1575 EUR (0)          |
| Ø price 250 days   Ø volume 250 days (pcs.) | - EUR (-)                 |
| YTD High   date                             | 193.3295 EUR (2024/02/29) |
| YTD Low   date                              | 179.5595 EUR (2024/04/24) |
| 52 Weeks High   date                        | - EUR (-)                 |
| 52 Weeks Low   date                         | - EUR (-)                 |

**Recent Research**

| on underlying | on sector   | on market                 |   |
|---------------|---|---------------------------|---|
| Date          |   | Headline                  | Download  |
| 2024/04/26    |  | Global Equity Ratings     |  |
| 2024/04/26    |  | Aktienempfehlungen Global |  |
| 2024/04/03    |  | Global Equity Ratings     |  |
| 2024/04/03    |  | Aktienempfehlungen Global |  |
| 2024/03/13    |  | Global Equity Ratings     |  |