

# GEBERIT AG FUTURE (GBRI) - EUX/202407

2024/06/21 19:17:12

**Price**  
**538.134** CHF

**Difference**  **-1.22% (-6.62)**

### General attributes

Symbol	GBRIN24
Exchange	Eurex
Currency	CHF
Security type	Future
Underlying	GEBERIT AG
Maturity	07-2024
Contract size	100

### Market data

Bid (Bid size)	- CHF (-)
Ask (Ask size)	- CHF (-)
Open	538.134 CHF
High	538.134 CHF
Low	538.134 CHF
Close (prev. day)	544.7588 CHF
Underlying	GEBERIT AG
Underlying price (date)	537.60 (24/06/21)
Settlement price (date)	538.13 (24/06/21)
Open Interest	0

### Performance and Risk

	6m	1y	3y
Perf (%)	+0.95%	+19.91%	-
Perf (abs.)	+5.05	+89.34	-
Beta	-	-	-
Volatility	20.46	23.70	-

### Futures and Options

Related Futures	-
Related Options	-









Information about previous performance does not guarantee future performance.  
Source: FactSet

### Price data

Ø price 5 days   Ø volume 5 days (pcs.)	541.450 CHF (0)
Ø price 30 days   Ø volume 30 days (pcs.)	554.813 CHF (0)
Ø price 100 days   Ø volume 100 days (pcs.)	522.123 CHF (0)
Ø price 250 days   Ø volume 250 days (pcs.)	490.396 CHF (0)
YTD High   date	570.075 CHF (2024/05/24)
YTD Low   date	479.898 CHF (2024/01/18)
52 Weeks High   date	570.075 CHF (2024/05/24)
52 Weeks Low   date	410.753 CHF (2023/10/25)

### Recent Research

on underlying	on sector	on market	
Date		Headline	Download
2022/12/19		Global Equity Ratings	
2022/12/19		Aktienempfehlungen Global	
2022/11/28		Global Equity Ratings	
2022/11/28		Aktienempfehlungen Global	
2022/11/18		Global Equity Ratings	