


# GEBERIT AG FUTURE (GBRI) - EUX/202407

2024/06/14 18:38:52

**Price**  
**542.9383** CHF

**Difference**  **-1.42% (-7.83)**

**General attributes**

Symbol	GBRIN24
Exchange	Eurex
Currency	CHF
Security type	Future
Underlying	GEBERIT AG
Maturity	07-2024
Contract size	100

**Market data**

Bid (Bid size)	- CHF (-)
Ask (Ask size)	- CHF (-)
Open	542.9383 CHF
High	542.9383 CHF
Low	542.9383 CHF
Close (prev. day)	550.7701 CHF
Underlying	GEBERIT AG
Underlying price (date)	542.20 (24/06/14)
Settlement price (date)	542.94 (24/06/14)
Open Interest	0

**Performance and Risk**

	6m	1y	3y
Perf (%)	+0.32%	-	-
Perf (abs.)	+1.71	-	-
Beta	-	-	-
Volatility	20.45	-	-

**Futures and Options**

Related Futures	-
Related Options	-












Information about previous performance does not guarantee future performance.  
 Source: FactSet

**Price data**

Ø price 5 days   Ø volume 5 days (pcs.)	549.9232 CHF (0)
Ø price 30 days   Ø volume 30 days (pcs.)	554.9672 CHF (0)
Ø price 100 days   Ø volume 100 days (pcs.)	519.8289 CHF (0)
Ø price 250 days   Ø volume 250 days (pcs.)	488.6878 CHF (0)
YTD High   date	570.0746 CHF (2024/05/24)
YTD Low   date	479.8977 CHF (2024/01/18)
52 Weeks High   date	- CHF (-)
52 Weeks Low   date	- CHF (-)

**Recent Research**

on underlying   on sector   on market			
Date		Headline	Download
2022/12/19		Global Equity Ratings	
2022/12/19		Aktienempfehlungen Global	
2022/11/28		Global Equity Ratings	
2022/11/28		Aktienempfehlungen Global	
2022/11/18		Global Equity Ratings	