

GEBERIT AG FUTURE (GBRI) - EUX/202407

2024/05/17 19:04:57

Price
562.797 CHF

Difference  **-0.75% (-4.23)**

General attributes

Symbol	GBRIN24
Exchange	Eurex
Currency	CHF
Security type	Future
Underlying	GEBERIT AG
Maturity	07-2024
Contract size	100

Market data

Bid (Bid size)	- CHF (-)
Ask (Ask size)	- CHF (-)
Open	562.797 CHF
High	562.797 CHF
Low	562.797 CHF
Close (prev. day)	567.0229 CHF
Underlying	GEBERIT AG
Underlying price (date)	561.40 (24/05/17)
Settlement price (date)	562.80 (24/05/17)
Open Interest	0

Performance and Risk

	6m	1y	3y
Perf (%)	+19.51%	-	-
Perf (abs.)	+91.86	-	-
Beta	-	-	-
Volatility	22.38	-	-

Futures and Options

Related Futures	-
Related Options	-












5y

Information about previous performance does not guarantee future performance.
Source: FactSet

Price data

Ø price 5 days Ø volume 5 days (pcs.)	561.073 CHF (0)
Ø price 30 days Ø volume 30 days (pcs.)	515.202 CHF (0)
Ø price 100 days Ø volume 100 days (pcs.)	510.483 CHF (0)
Ø price 250 days Ø volume 250 days (pcs.)	- CHF (-)
YTD High date	567.648 CHF (2024/05/15)
YTD Low date	479.898 CHF (2024/01/18)
52 Weeks High date	- CHF (-)
52 Weeks Low date	- CHF (-)

Recent Research

on underlying	on sector	on market	
Date		Headline	Download
2022/12/19		Global Equity Ratings	
2022/12/19		Aktienempfehlungen Global	
2022/11/28		Global Equity Ratings	
2022/11/28		Aktienempfehlungen Global	
2022/11/18		Global Equity Ratings	