

ASML HOLDING N.V. FUTURE (ASMH) - EUX/202407

2024/06/11 18:55:07

Price
963.2572 EUR

Difference  **-0.45% (-4.33)**

General attributes

Symbol	ASMHN24
Exchange	Eurex
Currency	EUR
Security type	Future
Underlying	ASML HOLDING N.V.
Maturity	07-2024
Contract size	100

Market data

Bid (Bid size)	- EUR (-)
Ask (Ask size)	- EUR (-)
Open	963.2572 EUR
High	963.2572 EUR
Low	963.2572 EUR
Close (prev. day)	967.5824 EUR
Underlying	ASML HOLDING N.V.
Underlying price (date)	977.70 (24/06/12)
Settlement price (date)	963.26 (24/06/11)
Open Interest	400

Performance and Risk

	6m	1y	3y
Perf (%)	+43.25%	-	-
Perf (abs.)	+290.85	-	-
Beta	-	-	-
Volatility	33.40	-	-

Futures and Options

Related Futures	-
Related Options	-












Information about previous performance does not guarantee future performance.
Source: FactSet

Price data

Ø price 5 days Ø volume 5 days (pcs.)	960.7758 EUR (0)
Ø price 30 days Ø volume 30 days (pcs.)	881.4135 EUR (8)
Ø price 100 days Ø volume 100 days (pcs.)	874.6981 EUR (4)
Ø price 250 days Ø volume 250 days (pcs.)	- EUR (-)
YTD High date	967.5824 EUR (2024/06/10)
YTD Low date	655.3722 EUR (2024/01/05)
52 Weeks High date	- EUR (-)
52 Weeks Low date	- EUR (-)

Recent Research

on underlying	on sector	on market	
Date		Headline	Download
2024/05/29		Global Equity Ratings	
2024/05/29		Aktienempfehlungen Global	
2024/04/26		Global Equity Ratings	
2024/04/26		Aktienempfehlungen Global	
2024/04/03		Global Equity Ratings	