

ROYAL BANK OF CANADA FUTURE (RYFF) - EUX/202407

2024/07/15 18:41:43

Price
111.3158 USD

Difference  **-0.18% (-0.20)**

General attributes

Symbol	RYFFN24
Exchange	Eurex
Currency	USD
Security type	Future
Underlying	ROYAL BANK OF CANADA
Maturity	07-2024
Contract size	100

Market data

Bid (Bid size)	- USD (-)
Ask (Ask size)	- USD (-)
Open	111.3158 USD
High	111.3158 USD
Low	111.3158 USD
Close (prev. day)	111.5135 USD
Underlying	ROYAL BANK OF CANADA
Underlying price (date)	151.77 (24/07/16)
Settlement price (date)	111.32 (24/07/15)
Open Interest	0

Performance and Risk

	6m	1y	3y
Perf (%)	+11.49%	+12.72%	-
Perf (abs.)	+11.48	+12.56	-
Beta	-	-	-
Volatility	16.32	17.55	-

Futures and Options

Related Futures	-
Related Options	-












5y

Information about previous performance does not guarantee future performance.
Source: FactSet

Price data

Ø price 5 days Ø volume 5 days (pcs.)	110.9684 USD (0)
Ø price 30 days Ø volume 30 days (pcs.)	107.1978 USD (0)
Ø price 100 days Ø volume 100 days (pcs.)	103.3490 USD (0)
Ø price 250 days Ø volume 250 days (pcs.)	97.3441 USD (0)
YTD High date	111.5135 USD (2024/07/12)
YTD Low date	97.0145 USD (2024/04/17)
52 Weeks High date	111.5135 USD (2024/07/12)
52 Weeks Low date	80.5572 USD (2023/10/27)

Recent Research

on underlying		on sector	
Date		Headline	Download
2024/07/15		Aktienempfehlungen Global	
2024/07/12		Global Equity Ratings	
2024/06/21		Global Equity Ratings	
2024/06/21		Aktienempfehlungen Global	
2024/06/14		Global Equity Ratings	