

RECKITT BENCKISER PLC FUTURE (RBF) - EUX/202407

2024/06/24 18:55:04

Price
4,460.0409 GBPDifference  0.32% (14.19)

General attributes

Symbol	RBFGN24
Exchange	Eurex
Currency	GBP
Security type	Future
Underlying	RECKITT BENCKISER GROUP PLC
Maturity	07-2024
Contract size	1,000

Market data

Bid (Bid size)	- GBP (-)
Ask (Ask size)	- GBP (-)
Open	4,460.0409 GBP
High	4,460.0409 GBP
Low	4,460.0409 GBP
Close (prev. day)	4,445.8523 GBP
Underlying	RECKITT BENCKISER GROUP PLC
Underlying price (date)	4,472.00 (24/06/25)
Settlement price (date)	4,460.04 (24/06/24)
Open Interest	0

Performance and Risk

	6m	1y	3y
Perf (%)	-19.04%	-29.35%	-
Perf (abs.)	-1,048.74	-1,852.57	-
Beta	-	-	-
Volatility	37.11	27.99	-

Futures and Options

Related Futures	-
Related Options	-












Information about previous performance does not guarantee future performance.
Source: FactSet

Price data

Ø price 5 days Ø volume 5 days (pcs.)	4,435.8389 GBP (0)
Ø price 30 days Ø volume 30 days (pcs.)	4,488.9636 GBP (0)
Ø price 100 days Ø volume 100 days (pcs.)	4,767.6577 GBP (0)
Ø price 250 days Ø volume 250 days (pcs.)	5,383.0679 GBP (0)
YTD High date	5,893.4758 GBP (2024/02/26)
YTD Low date	4,166.7542 GBP (2024/04/17)
52 Weeks High date	6,281.4804 GBP (2023/06/26)
52 Weeks Low date	4,166.7542 GBP (2024/04/17)

Recent Research

on underlying		on sector	
Date		Headline	Download
2022/05/04		Global Equity Ratings	
2022/05/04		Aktienempfehlungen Global	
2022/04/27		Global Equity Ratings	
2022/04/27		Aktienempfehlungen Global	
2022/04/14		Global Equity Ratings	