

## ALIBABA GROUP HOLDING LTD. FUTURE (BABF) - EUX/202407

2024/07/16 18:49:55

Price  
**77.9982** USD

Difference  -0.77% (-0.61)

## General attributes

Symbol	BABFN24
Exchange	Eurex
Currency	USD
Security type	Future
Underlying	ALIBABA GROUP HOLDING LTD. SP. ADR
Maturity	07-2024
Contract size	100

## Market data

Bid (Bid size)	- USD (-)
Ask (Ask size)	- USD (-)
Open	77.9982 USD
High	77.9982 USD
Low	77.9982 USD
Close (prev. day)	78.6062 USD
Underlying	ALIBABA GROUP HOLDING LTD. SP. ADR
Underlying price (date)	78.38 (24/07/16)
Settlement price (date)	78.00 (24/07/16)
Open Interest	0

## Performance and Risk

	6m	1y	3y
Perf (%)	+5.29%	-21.96%	-
Perf (abs.)	+3.95	-22.11	-
Beta	-	-	-
Volatility	36.45	36.04	-

## Futures and Options

Related Futures	-
Related Options	-

5y












Information about previous performance does not guarantee future performance.  
 Source: FactSet

## Price data

Ø price 5 days   Ø volume 5 days (pcs.)	77.6844 USD (0)
Ø price 30 days   Ø volume 30 days (pcs.)	75.6710 USD (0)
Ø price 100 days   Ø volume 100 days (pcs.)	76.4601 USD (0)
Ø price 250 days   Ø volume 250 days (pcs.)	81.7642 USD (0)
YTD High   date	88.1692 USD (2024/05/17)
YTD Low   date	69.3940 USD (2024/01/19)
52 Weeks High   date	107.5011 USD (2023/07/31)
52 Weeks Low   date	69.3940 USD (2024/01/19)

## Recent Research

on underlying		on sector	
Date		Headline	Download
2024/07/15		Aktienempfehlungen Global	
2024/07/12		Global Equity Ratings	
2024/06/21		Global Equity Ratings	
2024/06/21		Aktienempfehlungen Global	
2024/06/14		Global Equity Ratings	