

## ALIBABA GROUP HOLDING LTD. FUTURE (BABF) - EUX/202407

2024/05/10 18:28:57

Price  
**80.7054** USDDifference  0.00% (0.00)

## General attributes

Symbol	BABFN24
Exchange	Eurex
Currency	USD
Security type	Future
Underlying	ALIBABA GROUP HOLDING LTD. SP. ADR
Maturity	07-2024
Contract size	100

## Market data

Bid (Bid size)	- USD (-)
Ask (Ask size)	- USD (-)
Open	80.7054 USD
High	80.7054 USD
Low	80.7054 USD
Close (prev. day)	80.7036 USD
Underlying	ALIBABA GROUP HOLDING LTD. SP. ADR
Underlying price (date)	80.04 (24/05/10)
Settlement price (date)	80.71 (24/05/10)
Open Interest	0

## Performance and Risk

	6m	1y	3y
Perf (%)	-5.59%	-	-
Perf (abs.)	-4.78	-	-
Beta	-	-	-
Volatility	35.42	-	-

## Futures and Options

Related Futures	-
Related Options	-












Information about previous performance does not guarantee future performance.  
Source: FactSet

## Price data

Ø price 5 days   Ø volume 5 days (pcs.)	80.6365 USD (0)
Ø price 30 days   Ø volume 30 days (pcs.)	75.1454 USD (0)
Ø price 100 days   Ø volume 100 days (pcs.)	75.3141 USD (0)
Ø price 250 days   Ø volume 250 days (pcs.)	- USD (-)
YTD High   date	82.4320 USD (2024/05/06)
YTD Low   date	69.3940 USD (2024/01/19)
52 Weeks High   date	- USD (-)
52 Weeks Low   date	- USD (-)

## Recent Research

on underlying		on sector	
Date		Headline	Download
2024/04/26		Global Equity Ratings	
2024/04/26		Aktienempfehlungen Global	
2024/04/03		Global Equity Ratings	
2024/04/03		Aktienempfehlungen Global	
2024/03/13		Global Equity Ratings	