

COSTCO WHOLESALE CORP. FUTURE (COSF) - EUX/202407

2024/07/12 18:58:00

Price
848.4697 USD

Difference  -1.07% (-9.18)

General attributes

Symbol	COSFN24
Exchange	Eurex
Currency	USD
Security type	Future
Underlying	COSTCO WHOLESALE
Maturity	07-2024
Contract size	100

Market data

Bid (Bid size)	- USD (-)
Ask (Ask size)	- USD (-)
Open	848.4697 USD
High	848.4697 USD
Low	848.4697 USD
Close (prev. day)	857.6452 USD
Underlying	COSTCO WHOLESALE
Underlying price (date)	842.90 (24/07/12)
Settlement price (date)	848.47 (24/07/12)
Open Interest	0

Performance and Risk

	6m	1y	3y
Perf (%)	+21.76%	+50.46%	-
Perf (abs.)	+151.62	+284.56	-
Beta	-	-	-
Volatility	19.77	18.10	-

Futures and Options

Related Futures	-
Related Options	-












5y

Information about previous performance does not guarantee future performance.
Source: FactSet

Price data

Ø price 5 days Ø volume 5 days (pcs.)	872.9163 USD (0)
Ø price 30 days Ø volume 30 days (pcs.)	858.1221 USD (0)
Ø price 100 days Ø volume 100 days (pcs.)	788.4398 USD (0)
Ø price 250 days Ø volume 250 days (pcs.)	690.0950 USD (0)
YTD High date	893.2274 USD (2024/07/09)
YTD Low date	662.6794 USD (2024/01/04)
52 Weeks High date	893.2274 USD (2024/07/09)
52 Weeks Low date	559.1271 USD (2023/08/25)

Recent Research

on sector		on market	
Date		Headline	Download
2024/07/12		Global Equity Ratings	
2024/07/12		Aktienempfehlungen Global	
2024/06/21		Equity Weekly	
2024/06/21		Global Equity Ratings	
2024/06/21		Aktienempfehlungen Global	