

# COSTCO WHOLESALE CORP. FUTURE (COSF) - EUX/202407

2024/07/12 18:58:00

**Price**  
848.4697 USD

**Difference**  -1.07% (-9.18)

### General attributes

Symbol	COSFN24
Exchange	Eurex
Currency	USD
Security type	Future
Underlying	COSTCO WHOLESALE
Maturity	07-2024
Contract size	100

### Market data

Bid (Bid size)	- USD (-)
Ask (Ask size)	- USD (-)
Open	848.4697 USD
High	848.4697 USD
Low	848.4697 USD
Close (prev. day)	857.6452 USD
Underlying	COSTCO WHOLESALE
Underlying price (date)	842.90 (24/07/12)
Settlement price (date)	848.47 (24/07/12)
Open Interest	0

### Performance and Risk

	6m	1y	3y
Perf (%)	+24.95%	+54.76%	-
Perf (abs.)	+171.27	+303.48	-
Beta	-	-	-
Volatility	19.69	18.07	-

### Futures and Options

Related Futures	-
Related Options	-












Information about previous performance does not guarantee future performance.  
Source: FactSet

### Price data

Ø price 5 days   Ø volume 5 days (pcs.)	879.0277 USD (0)
Ø price 30 days   Ø volume 30 days (pcs.)	856.6495 USD (0)
Ø price 100 days   Ø volume 100 days (pcs.)	787.3742 USD (0)
Ø price 250 days   Ø volume 250 days (pcs.)	689.0496 USD (0)
YTD High   date	893.2274 USD (2024/07/09)
YTD Low   date	662.6794 USD (2024/01/04)
52 Weeks High   date	893.2274 USD (2024/07/09)
52 Weeks Low   date	559.1271 USD (2023/08/25)

### Recent Research

on sector		on market	
Date		Headline	Download
2024/07/12		Global Equity Ratings	
2024/07/12		Aktienempfehlungen Global	
2024/06/21		Equity Weekly	
2024/06/21		Global Equity Ratings	
2024/06/21		Aktienempfehlungen Global	