

NETFLIX INC. FUTURE (NTFF) - EUX/202407

2024/05/30 18:35:13

Price
658.3385 USD

Difference  **-1.04% (-6.95)**

General attributes

Symbol	NTFFN24
Exchange	Eurex
Currency	USD
Security type	Future
Underlying	NETFLIX INC
Maturity	07-2024
Contract size	100

Market data

Bid (Bid size)	- USD (-)
Ask (Ask size)	- USD (-)
Open	658.3385 USD
High	658.3385 USD
Low	658.3385 USD
Close (prev. day)	665.2869 USD
Underlying	NETFLIX INC
Underlying price (date)	647.945 (24/05/30)
Settlement price (date)	658.34 (24/05/30)
Open Interest	0

Performance and Risk

	6m	1y	3y
Perf (%)	+34.78%	-	-
Perf (abs.)	+171.68	-	-
Beta	-	-	-
Volatility	32.31	-	-

Futures and Options

Related Futures	-
Related Options	-












Information about previous performance does not guarantee future performance.
Source: FactSet

Price data

Ø price 5 days Ø volume 5 days (pcs.)	655.2488 USD (0)
Ø price 30 days Ø volume 30 days (pcs.)	609.8541 USD (0)
Ø price 100 days Ø volume 100 days (pcs.)	595.8677 USD (0)
Ø price 250 days Ø volume 250 days (pcs.)	- USD (-)
YTD High date	665.2869 USD (2024/05/29)
YTD Low date	485.1126 USD (2024/01/03)
52 Weeks High date	- USD (-)
52 Weeks Low date	- USD (-)

Recent Research

on underlying	on sector	on market	
Date		Headline	Download
2024/05/29		Global Equity Ratings	
2024/05/29		Aktienempfehlungen Global	
2024/04/26		Global Equity Ratings	
2024/04/26		Aktienempfehlungen Global	
2024/04/03		Global Equity Ratings	